



Club Health Assessment for District A 1 through November 2025

			Status	Membership					Reports					Finance		LCIF
Club Number	Club Name	Charter Date	Times in Status Quo in Past 2 Years	Current Member Count **	YTD Members Added	YTD Members Dropped	YTD Net Growth% ***	Member Count 1 Year Ago	Dropped Members Avg.Length of Service	Months Since Membership Update	Current Officers Reported ****	Current President Repeated Term	VP Reported *****	Last Date Reported Service (mm/yyyy)	Account Balance	YTD Donations
Clubs more than two years old																
14505	AILSA CRAIG & DISTRICT	05/12/1971	Active	24	1	0	4.35%	21		2	Y	2	R	11/2025		\$1,081.56
	Exc Award (06/30/2017, 06/30/2018, 06/30/2020)															
14507	ARKONA	02/21/1948	Active	19	0	0	0.00%	21		6	Y		N	11/2025		
	Exc Award (06/30/2021)															
14508	BELLE RIVER	12/14/1944	Active	52	6	1	10.64%	47	62	0	Y		N	10/2025	90+ Days	\$216.48
	Exc Award (06/30/2017, 06/30/2018, 06/30/2024)															
14509	BELMONT	11/19/1956	Active	35	0	0	0.00%	31		9	Y	2	R	11/2025		\$36.14
14511	CHATHAM	03/24/1949	Active	17	0	4	-19.05%	18	13	0	Y		N	10/2025		\$420.40
	Exc Award (06/30/2018, 06/30/2019, 06/30/2021, 06/30/2024, 06/30/2025)															
14512	DELAWARE	03/24/1971	Active	55	0	1	-1.79%	60	11	0	Y		N	10/2025		
14513	DORCHESTER	04/14/1954	Active	56	3	0	5.66%	56		1	Y	2		11/2025		\$135.77
	Exc Award (06/30/2019, 06/30/2020, 06/30/2021, 06/30/2022, 06/30/2023)															
14538	DUTTON & DISTRICT	11/03/1966	Active	26	1	2	-3.70%	22	12	0	Y	2	R	11/2025		
	Exc Award (06/30/2018, 06/30/2020, 06/30/2023, 06/30/2025)															
29799	GLENCOE DISTRICT	09/12/1974	Active	34	1	0	3.03%	36		2	Y		N	11/2025		
40119	HIGHGATE & DIST	06/30/1981	Active	19	0	0	0.00%	18		7	Y	3	R	11/2025		
38598	HYDE PARK & DISTRICT L C	06/02/1980	Active	35	0	1	-2.78%	44	13	0	Y		N	06/2024	90+ Days	\$2,562.67
	Exc Award (06/30/2017, 06/30/2023, 06/30/2024)															
14515	ILDERTON & DISTRICT L C	04/27/1954	Active	53	9	2	15.22%	46	37	0	Y		N	06/2025		\$14.64
14516	KINGSVILLE	05/03/1933	Active	22	5	2	15.79%	21	7	0	Y			11/2025		
	Exc Award (06/30/2021)															
33216	LAMBETH	01/19/1977	Active	18	0	0	0.00%	21		5	Y		N	11/2024		\$316.21
	Exc Award (06/30/2021, 06/30/2023)															
14517	LEAMINGTON	12/11/1925	Active	12	0	0	0.00%	14		5	Y	9		11/2025		
43015	LIGHTHOUSE COVE & DIST	09/16/1983	Active	18	0	0	0.00%	21		0	Y	3		12/2013		
	Exc Award (06/30/2021)															
14518	LONDON CENTRAL	06/28/1921	Active	34	5	0	17.24%	32		0	Y		N	11/2025		\$751.53



Club Health Assessment for District A 1 through November 2025

			Status	Membership						Reports				Finance		LCIF
Club Number	Club Name	Charter Date	Times in Status Quo in Past 2 Years	Current Member Count **	YTD Members Added	YTD Members Dropped	YTD Net Growth% ***	Member Count 1 Year Ago	Dropped Members Avg.Length of Service	Months Since Membership Update	Current Officers Reported ****	Current President Repeated Term	VP Reported *****	Last Date Reported Service (mm/yyyy)	Account Balance	YTD Donations
14519	LONDON EAST	03/13/1951	Active	22	1	1	0.00%	22	39	2	Y		N	11/2025		\$1,868.49
	Exc Award (06/30/2024)															
136643	London West	11/27/2018	Active(1)	3	0	0	0.00%	9		5	N	None		03/2024		
14523	LUCAN DISTRICT L C	09/13/1948	Active	39	0	0	0.00%	40		0	Y		N	12/2024		
38049	MELBOURNE & DISTRICT L C	02/29/1980	Active	20	0	0	0.00%	21		6	Y			11/2025		
14524	MT BRYDGES	04/30/1948	Active	38	3	0	8.57%	39		0	Y		N	03/2024		\$71.55
14525	PARKHILL	05/22/1939	Active	18	0	1	-5.26%	22	9	3	Y	7		10/2023		\$715.46
14526	PETROLIA	10/24/1932	Active	61	0	3	-4.69%	64	33	0	Y			11/2025		
	Exc Award (06/30/2017, 06/30/2023)															
36718	POPLAR HILL & DISTRICT L C	03/22/1979	Active	35	2	1	2.94%	34	1	1	Y		N	11/2025		\$49.05
	Exc Award (06/30/2018)															
14527	PORT STANLEY	11/04/1959	Active	28	1	0	3.70%	30		0	Y		N	05/2024		
	Exc Award (06/30/2023)															
143347	Port Stanley Lioness	10/29/2020	Active	18	0	0	0.00%	22		2	Y		N	11/2025		
	Exc Award (06/30/2023)															
14528	RODNEY	12/22/1972	Active	20	1	0	5.26%	19		1	Y	3	R	01/2025		
14530	SARNIA	09/21/1932	Active	12	1	1	0.00%	11	2	2	Y			10/2025		
14529	ST THOMAS	10/28/1930	Active	11	0	0	0.00%	14		0	Y		N	10/2025		\$108.44
	Exc Award (06/30/2021, 06/30/2023)															
14533	STRATHROY	05/29/1924	Active	43	5	7	-4.44%	55	6	1	Y		N	10/2025		
14535	Thorndale	04/28/1947	Active	38	0	0	0.00%	36		5	Y		N	04/2025		\$543.30
	Exc Award (06/30/2016)															
14536	TILBURY	06/22/1934	Active	36	5	2	9.09%	33	12	0	Y			10/2025		
14539	WHEATLEY	12/02/1948	Active	9	0	0	0.00%	9		6	Y	7	R	12/2024		
	Exc Award (06/30/2017, 06/30/2018)															
14540	WINDSOR	03/12/1920	Active	31	0	4	-11.43%	37	7	0	Y		N	09/2025		\$180.40
14543	WYOMING	03/18/1953	Active	57	0	0	0.00%	56		1	Y		N	10/2023		\$72.44
146090	Wyoming Lioness	05/03/2021	Active	14	0	2	-12.50%	18	4	2	Y		N	06/2025		
	Exc Award (06/30/2023)															



Club Health Assessment for District A 1 through November 2025

						Status		Membership					Reports				Finance		LCIF	
						Times in Status Quo in Past 2 Years		Current Member Count **	YTD Members Added	YTD Members Dropped	YTD Net Growth***	Member Count 1 Year Ago	Dropped Members Avg.Length of Service	Months Since Membership Update	Current Officers Reported ****	Current President Repeated Term	VP Reported *****	Last Date Reported Service (mm/yyyy)	Account Balance	YTD Donations
Club Number	Club Name		Charter Date																	
Current Total Clubs Count	YTD New Clubs Count	YTD Cancelled Clubs Count	YTD Net Club Gain	Current Total Members Count	YTD Add	YTD Drop	YTD Net Growth	YTD Net Growth %	Member Count 12 Months Ago	Average Member Count Per Club	% of Clubs with less than 20 members	% No Officer Report in 12 Months	% of Clubs with balance 90+ days	Number of Clubs in Status Quo	% Status Quo Clubs in Financial Suspension	Number of Cancelled Clubs	Average Cancelled Club Age	Members Lost Due to Cancellation	% of Clubs Cancelled for Non-Financial Reasons	
37	0	0	0	1,082	50	35	15	1.41%	1,120	29	35%	3%	5%	0	0%	0	0	0	0%	

* - P - Priority Club. Cancellation Reasons: 1-Objectives/conduct, 2-Non-active club, 5-Non-existing club, 6-Disbanding, 7-Merger, 8-Financial Suspension, 9-District/Multiple District Dues.
** Red denotes below 15 active members.
*** Red denotes 20% + loss.
**** Y - all 3 (President, Secretary, Treasurer) club officers reported, N - not all 3 reported.
***** Abbreviation: N-New, IP-Immediate Past, R-Repeat.



Club Health Assessment for District A 2 through November 2025

			Status	Membership						Reports				Finance		LCIF
Club Number	Club Name	Charter Date	Times in Status Quo in Past 2 Years	Current Member Count **	YTD Members Added	YTD Members Dropped	YTD Net Growth% ***	Member Count 1 Year Ago	Dropped Members Avg.Length of Service	Months Since Membership Update	Current Officers Reported ****	Current President Repeated Term	VP Reported *****	Last Date Reported Service (mm/yyyy)	Account Balance	YTD Donations
Clubs less than two years old																
158127	Long Point Lioness	04/11/2024	Active	32	3	1	6.67%	22	2	0	Y		N	11/2025		
Exc Award (06/30/2025)																
Clubs more than two years old																
14544	BEAMSVILLE & DISTRICT	04/17/1939	Active	27	5	5	0.00%	28	14	1	Y			01/2025		
Exc Award (06/30/2017, 06/30/2021)																
14545	CALEDONIA	11/16/1960	Active	37	5	3	5.71%	36	25	1	Y			11/2025		
14547	CHIPPAWA	08/25/1941	Active	30	1	0	3.45%	33		0	Y		N	06/2025		\$35.90
Exc Award (06/30/2017)																
14548	COURTLAND & DISTRICT L C	07/28/1970	Active	12	0	0	0.00%	13		0	Y		N	11/2025		
35057	DEREHAM DISTRICT L C	02/14/1978	Active	9	0	1	-10.00%	10	7	2	Y	2	R	10/2025		\$200.00
14549	DUNNVILLE	04/29/1925	Active	23	0	0	0.00%	21		5	Y	2		10/2025		
14550	FENWICK	03/01/1949	Active	39	0	0	0.00%	40		5	Y	2	N	11/2025		
14551	FISHERVILLE DISTRICT	02/25/1955	Active	40	0	3	-6.98%	38	47	0	Y		N	11/2025		\$172.30
Exc Award (06/30/2017, 06/30/2018, 06/30/2020, 06/30/2023, 06/30/2024, 06/30/2025)																
14552	FONTHILL	03/13/1945	Active	21	0	0	0.00%	20		1	Y	2	R	11/2025		\$429.94
Exc Award (06/30/2022)																
14553	FORT ERIE	02/25/1927	Active	26	0	1	-3.70%	28	69	4	Y	3	N	11/2025		\$898.80
14554	GRANTHAM	03/07/1952	Active	46	2	4	-4.17%	54	14	1	Y		N	11/2025		
124338	Grimsby and District	03/16/2015	Active	34	1	8	-17.07%	41	17	0	Y	2	R	11/2025		\$411.50
Exc Award (06/30/2016, 06/30/2018, 06/30/2019, 06/30/2020, 06/30/2022, 06/30/2023, 06/30/2024)																
14556	HAGERSVILLE DISTRICT	03/27/1962	Active	32	4	2	6.67%	41	3	0	Y		N	10/2025		\$4,574.96
Exc Award (06/30/2022, 06/30/2023, 06/30/2024)																
14558	JARVIS	01/23/1948	Active	67	0	1	-1.47%	70	6	0	Y		N	10/2025		
Exc Award (06/30/2016, 06/30/2017, 06/30/2023)																
14559	JORDAN	03/31/1948	Active	11	0	0	0.00%	11		29	Y	5		06/2025		



Club Health Assessment for District A 2 through November 2025

			Status	Membership						Reports				Finance	LCIF	
Club Number	Club Name	Charter Date	Times in Status Quo in Past 2 Years	Current Member Count **	YTD Members Added	YTD Members Dropped	YTD Net Growth% ***	Member Count 1 Year Ago	Dropped Members Avg.Length of Service	Months Since Membership Update	Current Officers Reported ****	Current President Repeated Term	VP Reported *****	Last Date Reported Service (mm/yyyy)	Account Balance	YTD Donations
14560	LANGTON	02/28/1952	Active	18	0	1	-5.26%	18	52	1	Y		N	11/2025	90+ Days	\$430.84
14561	LONG POINT	08/22/1938	Active	31	1	1	0.00%	30	70	0	Y		N	11/2025		
14562	MERRITTON	11/30/1938	Active	46	0	0	0.00%	45		1	Y		N	10/2025		
14563	NIAGARA	08/18/1941	Active	12	0	0	0.00%	12		20	Y	4		01/2025		
151470	Niagara Cyber	06/27/2022	Active	20	1	1	0.00%	17	1	0	Y	2	N	02/2025		
14564	NIAGARA FALLS	06/02/1922	Active	20	0	0	0.00%	20		0	N		N	10/2024		
14566	PORT COLBORNE	04/14/1922	Active	51	2	4	-3.77%	51	7	0	Y	2	R	06/2025		
Exc Award (06/30/2016, 06/30/2023)																
14567	PORT DALHOUSIE	11/24/1947	Active	42	0	0	0.00%	39		5	Y	2	R	11/2025		
14568	PORT DOVER	08/31/1938	Active	63	5	5	0.00%	60	20	0	Y		N	11/2025		
Exc Award (06/30/2022)																
14569	RIDGEWAY	01/12/1931	Active	33	2	1	3.13%	32	56	0	Y			10/2025	\$7.32	
147031	Ridgeway Lioness	06/26/2021	Active	13	0	1	-7.14%	16	1	0	Y	2		05/2025		
58121	SELKIRK	04/15/1996	Active	12	0	0	0.00%	12		17	Y	2	R	11/2025		
14573	SIMCOE	03/20/1931	Active	95	6	2	4.40%	87	2	0	Y		N	11/2025		
60211	SIMCOE LYNN VALLEY	12/30/1997	Active	17	2	2	0.00%	13	14	0	Y		N	11/2025		
Exc Award (06/30/2023)																
14950	SOUTH BRANT	03/07/1955	Active	14	0	0	0.00%	17		4	Y		N	11/2025		
55026	ST CATHARINES GARDEN CITY	11/01/1993	Active	8	0	0	0.00%	8		1	Y	2		11/2025		
14571	ST DAVIDS DISTRICT	02/28/1963	Active	110	18	0	19.57%	93		0	Y		N	11/2025		
Exc Award (06/30/2016, 06/30/2018, 06/30/2019, 06/30/2022, 06/30/2024)																
14572	ST WILLIAMS	04/16/1959	Active	4	0	5	-55.56%	9	18	0	Y	5		05/2025	\$1,037.42	
14575	STAMFORD	03/07/1957	Active	18	0	0	0.00%	16		0	Y		N	11/2025		
108579	THOROLD	06/14/2010	Active	9	0	0	0.00%	11		5	Y		R	06/2025		
Exc Award (06/30/2017)																
14578	TILLSONBURG	10/10/1924	Active	47	2	0	4.44%	38		2	Y		N	10/2025	\$100.00	
43231	TOWNSEND	12/05/1983	Active	24	0	3	-11.11%	27	3	0	Y		N	11/2025		
Exc Award (06/30/2019, 06/30/2023)																
14537	VIENNA	11/26/1945	Active	22	3	1	10.00%	26	3	1	Y		N	11/2025		



Club Health Assessment for District A 2 through November 2025

						Status				Membership				Reports				Finance		LCIF	
						Times in Status Quo in Past 2 Years	Current Member Count **	YTD Members Added	YTD Members Dropped	YTD Net Growth***	Member Count 1 Year Ago	Dropped Members Avg.Length of Service	Months Since Membership Update	Current Officers Reported ****	Current President Repeated Term	VP Reported *****	Last Date Reported Service (mm/yyyy)	Account Balance	YTD Donations		
14579	VITTORIA	10/09/1953				Active	14	0	0	0.00%	14		21	Y	3		02/2025				
14580	WAINFLEET	03/14/1957				Active	12	1	0	9.09%	10		2	Y	2		10/2025		\$100.00		
14581	WATERFORD	08/04/1938				Active	58	4	1	5.45%	49	18	0	Y		N	11/2025		\$2,545.94		
Exc Award (06/30/2023, 06/30/2024, 06/30/2025)																					
14582	WELLAND	04/03/1923				Active	26	1	1	0.00%	24	1	0	Y		N	11/2025				
Exc Award (06/30/2025)																					
Current Total Clubs Count	YTD New Clubs Count	YTD Cancelled Clubs Count	YTD Net Club Gain	Current Total Members Count	YTD Add	YTD Drop	YTD Net Growth	YTD Net Growth %	Member Count 12 Months Ago	Average Member Count Per Club	% of Clubs with less than 20 members	% No Officer Report in 12 Months	% of Clubs with balance 90+ days	Number of Clubs in Status Quo	% Status Quo Clubs in Financial Suspension	Number of Cancelled Clubs	Average Cancelled Club Age	Members Lost Due to Cancellation	% of Clubs Cancelled for Non-Financial Reasons		
43	0	0	0	1,325	69	58	11	0.84%	1,300	31	35%	0%	2%	0	0%	0	0	0	0%		

* - P - Priority Club. Cancellation Reasons: 1-Objectives/conduct, 2-Non-active club, 5-Non-existing club, 6-Disbanding, 7-Merger, 8-Financial Suspension, 9-District/Multiple District Dues.

** Red denotes below 15 active members.

*** Red denotes 20% + loss.

**** Y - all 3 (President, Secretary, Treasurer) club officers reported, N - not all 3 reported.

***** Abbreviation: N-New, IP-Immediate Past, R-Repeat.



Club Health Assessment for District A 3 through November 2025

			Status	Membership						Reports				Finance	LCIF	
Club Number	Club Name	Charter Date	Times in Status Quo in Past 2 Years	Current Member Count **	YTD Members Added	YTD Members Dropped	YTD Net Growth% ***	Member Count 1 Year Ago	Dropped Members Avg.Length of Service	Months Since Membership Update	Current Officers Reported ****	Current President Repeated Term	VP Reported *****	Last Date Reported Service (mm/yyyy)	Account Balance	YTD Donations
Clubs more than two years old																
31026	AMHERSTVIEW	06/30/1975	Active	26	3	6	-10.34%	26	51	0	Y		N	11/2025		
	Exc Award (06/30/2018, 06/30/2020, 06/30/2022, 06/30/2023)															
29368	APSLEY & DISTRICT L C	05/29/1974	Active	30	0	0	0.00%	29		5	Y		R	07/2025		
14585	BANCROFT	09/06/1945	Active	21	2	2	0.00%	21	3	0	Y	2	R	09/2025		\$720.14
	Exc Award (06/30/2022, 06/30/2023, 06/30/2024)															
111031	BATAWA	05/06/2011	Active(1)	20	1	2	-4.76%	22	13	0	Y		N	11/2025		\$86.17
	Exc Award (06/30/2021, 06/30/2023)															
38599	BATH & DIST L C	06/18/1980	Active	14	3	1	16.67%	12	13	1	Y	2	R	11/2025		\$715.46
	Exc Award (06/30/2018, 06/30/2022)															
14586	BELLEVILLE	02/04/1953	Active	27	4	0	17.39%	27		1	Y	3	N	11/2025		
	Exc Award (06/30/2022)															
14587	BEWDLEY & DISTRICT L C	05/07/1971	Active	18	1	2	-5.26%	20	3	0	Y		N	10/2025		
	Exc Award (06/30/2016, 06/30/2023)															
14588	BOWMANVILLE	04/26/1935	Active	25	0	0	0.00%	25		2	N	None		09/2025		\$36.07
	Exc Award (06/30/2019)															
14589	BRIGHTON	02/13/1946	Active	13	1	0	8.33%	15		1	Y		IP	09/2025		
	Exc Award (06/30/2021, 06/30/2022)															
145705	Buckhorn District	03/17/2021	Active	37	2	1	2.78%	37	2	2	Y		N	11/2025		
	Exc Award (06/30/2022)															
14591	CAMPBELLFORD	07/23/1953	Active	12	0	2	-14.29%	16	32	3	Y		N	11/2024		
29369	Chemung Lake, Bridgenorth, Ennismore District	05/29/1974	Active	16	1	1	0.00%	16	31	0	Y	2	N	07/2025		
	Exc Award (06/30/2018, 06/30/2021, 06/30/2022)															
14593	COBOURG	01/18/1950	Active	49	4	0	8.89%	46		0	Y	2	R	11/2025		\$90.37
	Exc Award (06/30/2016, 06/30/2018, 06/30/2023, 06/30/2024)															
110245	COLBORNE & DISTRICT	01/27/2011	Active	16	1	1	0.00%	14	18	0	Y	2	R	11/2025		
	Exc Award (06/30/2016, 06/30/2017, 06/30/2023, 06/30/2024, 06/30/2025)															
60282	DENBIGH - GRIFFITH L C	01/12/1998	Active	11	0	0	0.00%	10		2	Y		IP	11/2025		\$438.11



Club Health Assessment for District A 3 through November 2025

			Status	Membership						Reports				Finance	LCIF	
Club Number	Club Name	Charter Date	Times in Status Quo in Past 2 Years	Current Member Count **	YTD Members Added	YTD Members Dropped	YTD Net Growth% ***	Member Count 1 Year Ago	Dropped Members Avg.Length of Service	Months Since Membership Update	Current Officers Reported ****	Current President Repeated Term	VP Reported *****	Last Date Reported Service (mm/yyyy)	Account Balance	YTD Donations
Exc Award (06/30/2016, 06/30/2018, 06/30/2025)			Active(1)	8	0	0	0.00%	8		29	N	None		10/2022	90+ Days	
57355	FOXBORO MELROSE	09/18/1995														
Exc Award (06/30/2018, 06/30/2022)			Active	14	1	3	-12.50%	14	2	0	Y	3	R	10/2025		
14596	FRANKFORD	10/28/1948														
Exc Award (06/30/2018, 06/30/2019)			Active	29	1	4	-9.38%	31	25	0	Y		N	10/2025		\$488.08
14598	HAVELOCK	01/09/1958														
Exc Award (06/30/2018, 06/30/2023, 06/30/2024)			Active	40	3	2	2.56%	39	17	0	Y		N	08/2025		\$896.27
14599	KEENE	10/20/1951														
Exc Award (06/30/2018, 06/30/2023)			Active	21	0	0	0.00%	21		6	Y		N	09/2025		
82494	KENDAL	06/02/2004														
Exc Award (06/30/2019)			Active	18	0	0	0.00%	14		4	Y	2		11/2025		\$359.03
14600	KINGSTON	07/10/1936														
Exc Award (06/30/2019, 06/30/2023)			Active	28	2	1	3.70%	26	26	0	N	None		10/2025		
14602	KINGSTON LAKESHORE WEST	08/25/1971														
Exc Award (06/30/2018, 06/30/2019, 06/30/2022, 06/30/2023)			Active	19	2	2	0.00%	20	30	0	Y	2	R	07/2025		\$198.47
14603	LAKEFIELD & DISTRICT	02/21/1946														
Exc Award (06/30/2018, 06/30/2023)			Active	28	5	2	12.00%	26	11	1	Y		R	11/2025		\$1,086.60
88972	LAKEFIELD VILLAGE	07/15/2005														
Exc Award (06/30/2023, 06/30/2024)			Active	68	1	11	-12.82%	72	5	0	Y		N	10/2025		\$20.00
14604	LAND O' LAKES L C	01/22/1969														
Exc Award (06/30/2016, 06/30/2019, 06/30/2021, 06/30/2022, 06/30/2023, 06/30/2025)			Active	19	2	5	-13.64%	21	2	0	Y		N	11/2025		
116823	MADOC	05/11/2012														
Exc Award (06/30/2016, 06/30/2017, 06/30/2019, 06/30/2022)			Active	51	1	5	-7.27%	44	10	0	Y	3	R	11/2025		\$3,841.36
59315	MARMORA CROWE VALLEY	04/10/1997														
Exc Award (06/30/2023, 06/30/2024, 06/30/2025)			Active	38	5	3	5.56%	40	29	0	Y		N	11/2025		\$719.93
14609	MILLBROOK AND DISTRICT	01/05/1948														
Exc Award (06/30/2023)			Active	10	0	2	-16.67%	17	7	0	Y	2	R	11/2025		
14610	NAPANEE	02/22/1939														



Club Health Assessment for District A 3 through November 2025

			Status	Membership					Reports					Finance	LCIF	
Club Number	Club Name	Charter Date	Times in Status Quo in Past 2 Years	Current Member Count **	YTD Members Added	YTD Members Dropped	YTD Net Growth% ***	Member Count 1 Year Ago	Dropped Members Avg.Length of Service	Months Since Membership Update	Current Officers Reported ****	Current President Repeated Term	VP Reported *****	Last Date Reported Service (mm/yyyy)	Account Balance	YTD Donations
144895	Exc Award (06/30/2016, 06/30/2018, 06/30/2019, 06/30/2022) Napanee Lioness	01/13/2021	Active	16	1	0	6.67%	14		3	Y	2		11/2025		
101184	Exc Award (06/30/2023, 06/30/2025) NEWBURGH CAMDEN	02/18/2008	Active	18	0	0	0.00%	17		6	Y		N	11/2025		\$362.41
14611	Exc Award (06/30/2018, 06/30/2023, 06/30/2024) NEWCASTLE	04/08/1947	Active	36	2	2	0.00%	38	13	2	N	None	R	10/2025		
14612	Exc Award (06/30/2016, 06/30/2022) NORWOOD	10/26/1951	Active	53	3	0	6.00%	49		1	Y		N	10/2025		\$72.30
29370	Exc Award (06/30/2017, 06/30/2018, 06/30/2023, 06/30/2024) ODESSA & DISTRICT L C	05/17/1974	Active	20	3	0	17.65%	18		0	Y		N	11/2025		
14616	Exc Award (06/30/2016, 06/30/2018, 06/30/2023) PETERBOROUGH	06/09/1936	Active	54	5	3	3.85%	48	9	1	Y		N	11/2025		\$1,522.90
32903	Exc Award (06/30/2018, 06/30/2021, 06/30/2023, 06/30/2024) PETERBOROUGH EAST PETERBOROUGH	10/28/1976	Active	35	5	1	12.90%	36	13	0	Y		N	10/2025		
14601	Exc Award (06/30/2016, 06/30/2017, 06/30/2018, 06/30/2019, 06/30/2021, 06/30/2022) PITTSBURGH TOWNSHIP L C	03/23/1965	Active	16	0	0	0.00%	16		8	Y	2		11/2025		
14618	Exc Award (06/30/2024) PORT HOPE	05/22/1931	Active	19	7	0	58.33%	13		0	Y	2	R	11/2025		\$326.06
29275	Exc Award (06/30/2018) PRINCE EDWARD COUNTY	05/16/1974	Active	23	1	2	-4.17%	26	26	1	Y		R	10/2025		\$898.79
14620	Exc Award (06/30/2016, 06/30/2023, 06/30/2024) SHARBOT LAKE & DIST	09/28/1951	Active	22	0	0	0.00%	22		5	Y		N	10/2025		\$359.03
38600	Exc Award (06/30/2016, 06/30/2017, 06/30/2022, 06/30/2023, 06/30/2024) STIRLING & DISTRICT L C	06/29/1980	Active	33	5	2	10.00%	29	23	1	Y		N	10/2025		\$1,086.60
14621	Exc Award (06/30/2018, 06/30/2019, 06/30/2024) STORRINGTON L C	06/03/1971	Active	29	2	0	7.41%	21		1	Y		R	11/2025		
	Exc Award (06/30/2018, 06/30/2022, 06/30/2023)															



Club Health Assessment for District A 3 through November 2025

			Status		Membership						Reports				Finance		LCIF		
Club Number	Club Name	Charter Date	Times in Status Quo in Past 2 Years	Current Member Count **	YTD Members Added	YTD Members Dropped	YTD Net Growth***	Member Count 1 Year Ago	Dropped Members Avg.Length of Service	Months Since Membership Update	Current Officers Reported ****	Current President Repeated Term	VP Reported *****	Last Date Reported Service (mm/yyyy)	Account Balance	YTD Donations			
82763	SYDENHAM AND DISTRICT	06/23/2004	Active	23	0	0	0.00%	22		1	Y	10	R	11/2025		\$366.10			
	Exc Award (06/30/2018, 06/30/2021)																		
42285	TAMWORTH & DIST	02/14/1983	Active	22	2	1	4.76%	22	31	0	Y	3	R	11/2025		\$36.61			
	Exc Award (06/30/2022)																		
14622	TRENTON	05/18/1939	Active	47	2	2	0.00%	46	30	0	Y		N	10/2025		\$470.16			
	Exc Award (06/30/2016, 06/30/2018, 06/30/2019, 06/30/2021, 06/30/2025)																		
51304	TWEED	02/08/1991	Active	5	0	0	0.00%	5		6	Y	4	R	11/2025					
	Exc Award (06/30/2022)																		
14623	VERONA	06/28/1949	Active	32	0	5	-13.51%	34	5	1	Y	2	N	11/2025		\$366.10			
	Exc Award (06/30/2019, 06/30/2021, 06/30/2022, 06/30/2023, 06/30/2024)																		
14624	WARSAW & DISTRICT L C	04/17/1973	Active	10	0	3	-23.08%	10	1	1	Y	2		11/2025					
Current Total Clubs Count	YTD New Clubs Count	YTD Cancelled Clubs Count	YTD Net Club Gain	Current Total Members Count	YTD Add	YTD Drop	YTD Net Growth %	Member Count 12 Months Ago	Average Member Count Per Club	% of Clubs with less than 20 members	% No Officer Report in 12 Months	% of Clubs with balance 90+ days	Number of Clubs in Status Quo	% Status Quo Clubs in Financial Suspension	Number of Cancelled Clubs	Average Cancelled Club Age	Members Lost Due to Cancellation	% of Clubs Cancelled for Non-Financial Reasons	
48	0	0	0	1,239	84	79	5	0.41%	1,215	26	40%	0%	2%	0	0%	0	0	0%	

* - P - Priority Club. Cancellation Reasons: 1-Objectives/conduct, 2-Non-active club, 5-Non-existing club, 6-Disbanding, 7-Merger, 8-Financial Suspension, 9-District/Multiple District Dues.

** Red denotes below 15 active members.


*** Red denotes 20% + loss.

**** Y - all 3 (President, Secretary, Treasurer) club officers reported, N - not all 3 reported.

***** Abbreviation: N-New, IP-Immediate Past, R-Repeat.




Club Health Assessment for District A 4 through November 2025

			Status	Membership						Reports				Finance	LCIF	
Club Number	Club Name	Charter Date	Times in Status Quo in Past 2 Years	Current Member Count **	YTD Members Added	YTD Members Dropped	YTD Net Growth% ***	Member Count 1 Year Ago	Dropped Members Avg.Length of Service	Months Since Membership Update	Current Officers Reported ****	Current President Repeated Term	VP Reported *****	Last Date Reported Service (mm/yyyy)	Account Balance	YTD Donations
Clubs more than two years old																
29473	1000 ISLANDS DISTRICT	06/13/1974	Active	13	1	1	0.00%	13	46	0	Y	4	R	06/2014		
14627	ALEXANDRIA	10/20/1953	Active	23	6	0	35.29%	18		1	Y	3	R	09/2024		
14628	ALMONTE	03/14/1947	Active	10	1	0	11.11%	11		0	Y	2	R	06/2025		
14629	ARNPRIOR	06/18/1946	Active	40	9	4	14.29%	36	16	0	Y		N	07/2025		\$895.78
14584	ATHENS	05/03/1961	Active	46	1	1	0.00%	47	18	2	Y	2	R	10/2025		
14669	AYLMER	06/15/1970	Active	12	0	0	0.00%	23		5	Y	6		02/2021	90+ Days	
38300	BARRHAVEN	04/11/1980	Active	28	3	5	-6.67%	28	11	0	Y		N	08/2022		
14630	BEACHBURG	03/23/1953	Active	19	1	1	0.00%	17	38	0	Y		N	11/2025		
Exc Award (06/30/2022, 06/30/2023)																
14590	BROCKVILLE	03/23/1939	Active	12	3	3	0.00%	14	12	0	Y		IP	05/2025		
14666	BRYSON	11/09/1951	Active	20	9	0	81.82%	13		1	Y		N	01/2017		
Exc Award (06/30/2019)																
14667	BUCKINGHAM	10/10/1934	Active	41	1	0	2.50%	47		3	Y		N	01/2018		
Exc Award (06/30/2018)																
14631	CALABOGIE	02/18/1952	Active	39	2	1	2.63%	31	12	0	Y		IP	09/2025		
Exc Award (06/30/2018, 06/30/2019)																
97703	CANTLEY	09/08/2006	Active(2)	1	0	0	0.00%	3		5	N	None		03/2023		
14632	CARLETON PLACE	11/13/1963	Active	20	5	0	33.33%	15		2	N	3		03/2019	90+ Days	
14633	CHALK RIVER & AREA L C	10/24/1973	Active	25	0	0	0.00%	24		7	Y	3	N			
44534	CHAPEAU & DIST	01/30/1985	Active	17	0	1	-5.56%	18	18	1	Y	17	R			
47575	CHESTERVILLE & DIST	06/29/1987	Active	12	3	2	9.09%	10	20	2	Y			10/2025		
14634	CLARENCE CREEK	02/04/1970	Active	21	0	0	0.00%	21		19	Y	2	R	06/2025		\$357.73
14635	CORNWALL	03/19/1940	Active	28	2	0	7.69%	28		0	Y	4	N	11/2023		
34637	CORNWALL TOWNSHIP	11/17/1977	Active	15	0	2	-11.76%	16	3	0	Y	7	R	11/2025		
14636	CUMBERLAND	10/04/1967	Active	20	1	0	5.26%	21		0	Y			04/2025		
Exc Award (06/30/2021, 06/30/2022)																
14637	DOUGLAS	12/19/1947	Active	11	0	1	-8.33%	12	2	2	Y	10		03/2018		
14595	ELGIN	03/02/1949	Active	28	0	0	0.00%	33		5	Y		N	03/2024		



Club Health Assessment for District A 4 through November 2025

			Status	Membership						Reports				Finance	LCIF	
Club Number	Club Name	Charter Date	Times in Status Quo in Past 2 Years	Current Member Count **	YTD Members Added	YTD Members Dropped	YTD Net Growth% ***	Member Count 1 Year Ago	Dropped Members Avg.Length of Service	Months Since Membership Update	Current Officers Reported ****	Current President Repeated Term	VP Reported *****	Last Date Reported Service (mm/yyyy)	Account Balance	YTD Donations
Exc Award (06/30/2019)																
14638	FINCH DISTRICT L C	11/25/1968	Active	14	0	0	0.00%	14		1	Y	2	R	09/2022		\$357.73
14597	GANANOQUE	03/07/1939	Active	38	1	2	-2.56%	45	2	2	Y			09/2025		
Exc Award (06/30/2017, 06/30/2018, 06/30/2024)																
14639	GLOUCESTER	10/16/1968	Active	25	0	0	0.00%	28		5	Y		N	12/2023		\$715.46
48099	GREELY	02/10/1988	Active	26	2	1	4.00%	24	1	1	Y		N	11/2025		\$1,502.74
Exc Award (06/30/2016)																
125006	Ingleside/Long Sault Lost Villages	05/29/2015	Active	13	1	1	0.00%	15	10	0	Y	9	R	10/2025		
Exc Award (06/30/2017)																
14640	IROQUOIS-MATILDA L C	03/19/1947	Active	41	1	5	-8.89%	48	12	0	Y			09/2025		\$1,615.81
Exc Award (06/30/2020, 06/30/2022, 06/30/2023, 06/30/2024)																
33430	KANATA HAZELDEAN L C	03/14/1977	Active	52	5	2	6.12%	44	6	0	Y		R	10/2025		
Exc Award (06/30/2019, 06/30/2023, 06/30/2024, 06/30/2025)																
14641	KEMPTVILLE	01/22/1958	Active	29	1	1	0.00%	28	3	2	Y		N	04/2025	90+ Days	
14642	KILLALOE & AREA	07/12/1948	Active	29	3	6	-9.38%	30	5	0	Y	4	R	11/2025		\$724.40
36891	LEFAIVRE	04/11/1979	Active	27	1	1	0.00%	26	0	4	Y		N	09/2025		
Exc Award (06/30/2024)																
14670	LOW & DISTRICT L C	01/30/1973	Active	11	0	0	0.00%	11		5	Y	13		05/2018		\$71.81
14606	MADAWASKA VALLEY	06/29/1953	Active	9	1	0	12.50%	8		4	Y	14	R	12/2015		
14643	MAXVILLE & DISTRICT L C	01/15/1964	Active	20	0	0	0.00%	20		13	Y	2	R	03/2024		
14644	MERRICKVILLE	07/29/1954	Active	31	0	1	-3.13%	28	8	0	Y	2	R	06/2025		
Exc Award (06/30/2022, 06/30/2023, 06/30/2024)																
14645	METCALFE DISTRICT	10/26/1959	Active	19	0	1	-5.00%	19	7	0	Y		N	10/2025		\$216.81
Exc Award (06/30/2019)																
14646	MORRISBURG & DISTRICT L C	11/16/1949	Active	33	3	0	10.00%	31		2	N	4	N	05/2025		
40754	MOUNTAIN TOWNSHIP & DISTRICT	01/27/1982	Active	30	1	1	0.00%	30	29	0	Y		N	06/2025		\$617.43
Exc Award (06/30/2019, 06/30/2022)																
14647	NAVAN	12/12/1951	Active	18	2	0	12.50%	20		0	Y	2	R	11/2025		\$1,152.41



Club Health Assessment for District A 4 through November 2025

			Status	Membership					Reports					Finance		LCIF	
Club Number	Club Name	Charter Date	Times in Status Quo in Past 2 Years	Current Member Count **	YTD Members Added	YTD Members Dropped	YTD Net Growth% ***	Member Count 1 Year Ago	Dropped Members Avg.Length of Service	Months Since Membership Update	Current Officers Reported ****	Current President Repeated Term	VP Reported *****	Last Date Reported Service (mm/yyyy)	Account Balance	YTD Donations	
14650	Orléans	05/04/1970	Active	31	2	0	6.90%	35		0	Y		R	09/2025	90+ Days	\$611.02	
	Exc Award (06/30/2024)																
14651	OTTAWA VANIER	05/16/1922	Active	14	0	0	0.00%	14		5	Y		N	10/2025			\$1,361.50
	Exc Award (06/30/2024)																
50191	PALMER RAPIDS & AREA	02/13/1990	Active	18	1	0	5.88%	14		2	Y	2	R	04/2025			\$35.90
14655	PEMBROKE-PETAWAWA	05/28/1951	Active	9	3	1	28.57%	7	33	0	Y	6	R	11/2025			\$362.20
14656	PERTH	10/19/1953	Active	26	0	1	-3.70%	35	45	0	Y		N	12/2022			
	Exc Award (06/30/2016, 06/30/2017)																
145924	Perth Tay Lioness	05/07/2021	Active	23	5	0	27.78%	18		0	Y		IP	09/2025			
14673	PONTIAC	12/04/1946	Active	18	4	0	28.57%	14		0	Y						
39622	PRESCOTT & DIST	03/24/1981	Active	8	0	1	-11.11%	6	39	2	N	None	N	08/2019		\$73.22	
14674	QUYON	04/18/1967	Active	12	0	0	0.00%	12		5	Y	2	R	10/2022			
14658	RENFREW	09/18/1940	Active	7	3	1	40.00%	7	52	0	Y	2		06/2025		\$72.30	
14659	RICHMOND DISTRICT	02/17/1964	Active	25	1	1	0.00%	27	2	0	Y	3	R	12/2019			
	Exc Award (06/30/2021)																
14660	RUSSELL	05/06/1947	Active	30	0	0	0.00%	30		3	Y		N	10/2024		\$57.66	
	Exc Award (06/30/2019, 06/30/2024)																
39356	SEELEY'S BAY & DISTRICT	01/30/1981	Active	19	1	0	5.56%	17		1	Y		N	10/2025			
	Exc Award (06/30/2019, 06/30/2021)																
14675	SHAWVILLE	10/17/1949	Active	30	2	1	3.45%	27	7	1	Y	2	R				
14662	SMITHS FALLS	03/04/1940	Active	5	0	0	0.00%	5		2	Y	3		02/2024			
14663	STITTSVILLE DISTRICT	06/03/1964	Active	26	0	0	0.00%	24		3	Y		N	10/2025		\$1,425.27	
	Exc Award (06/30/2018)																
14664	VANKLEEK HL&DIST L C	06/29/1973	Active	11	0	0	0.00%	12		2	Y	3	N	10/2025			
	Exc Award (06/30/2023, 06/30/2024)																
14625	WESTPORT	02/12/1946	Active	29	0	0	0.00%	31		5	N		N	11/2025		\$724.40	
	Exc Award (06/30/2023)																
14665	WINCHESTER	03/06/1968	Active	31	0	3	-8.82%	30	3	0	Y		N	11/2025			

Clubs Cancelled Previous Fiscal Year – Clubs Cancelled within last 12 months may be reinstated

Club Number	Club Name	Charter Date	Current Status*	Cancellation Date
-------------	-----------	--------------	-----------------	-------------------



Club Health Assessment for District A 4 through November 2025

			Status		Membership					Reports				Finance		LCIF			
Club Number	Club Name	Charter Date	Times in Status Quo in Past 2 Years		Current Member Count **	YTD Members Added	YTD Members Dropped	YTD Net Growth***	Member Count 1 Year Ago	Dropped Members Avg.Length of Service	Months Since Membership Update	Current Officers Reported ****	Current President Repeated Term	VP Reported *****	Last Date Reported Service (mm/yyyy)	Account Balance	YTD Donations		
56549	GLOUCESTER NORTH	02/20/1995	Cancelled(6*)		06/29/2025														
Current Total Clubs Count	YTD New Clubs Count	YTD Cancelled Clubs Count	YTD Net Club Gain	Current Total Members Count	YTD Add	YTD Drop	YTD Net Growth	YTD Net Growth %	Member Count 12 Months Ago	Average Member Count Per Club	% of Clubs with less than 20 members	% No Officer Report in 12 Months	% of Clubs with balance 90+ days	Number of Clubs in Status Quo	% Status Quo Clubs in Financial Suspension	Number of Cancelled Clubs	Average Cancelled Club Age	Members Lost Due to Cancellation	% of Clubs Cancelled for Non-Financial Reasons
60	0	0	0	1,338	92	53	39	3.00%	1,333	22	43%	2%	7%	0	0%	0	0	0	0%

* - P - Priority Club. Cancellation Reasons: 1-Objectives/conduct, 2-Non-active club, 5-Non-existing club, 6-Disbanding, 7-Merger, 8-Financial Suspension, 9-District/Multiple District Dues.
** Red denotes below 15 active members.
*** Red denotes 20% + loss.
**** Y - all 3 (President, Secretary, Treasurer) club officers reported, N - not all 3 reported.
***** Abbreviation: N-New, IP-Immediate Past, R-Repeat.



Club Health Assessment for District A 5 through November 2025

			Status							Membership				Reports				Finance		LCIF
Club Number	Club Name	Charter Date	Times in Status Quo in Past 2 Years	Current Member Count **	YTD Members Added	YTD Members Dropped	YTD Net Growth% ***	Member Count 1 Year Ago	Dropped Members Avg.Length of Service	Months Since Membership Update	Current Officers Reported ****	Current President Repeated Term	VP Reported *****	Last Date Reported Service (mm/yyyy)	Account Balance	YTD Donations				
Clubs less than two years old																				
178985	St. Charles	01/06/2025	Active	23	0	1	-4.17%	0	0	4	Y	2	N	05/2025						
Clubs more than two years old																				
14676	ARGYLE	04/28/1952	Active	10	0	4	-28.57%	14	19	1	Y	8		05/2025						
14677	AZILDA	12/21/1971	Active	16	0	3	-15.79%	20	25	0	Y			06/2025						
Exc Award (06/30/2018)																				
34949	BONFIELD & DISTRICT L C	01/25/1978	Active	25	0	2	-7.41%	29	18	0	Y		N	11/2025						
Exc Award (06/30/2022)																				
14679	BRUCE MINES	04/01/1970	Active	7	0	0	0.00%	7		9	Y	7		08/2023						
14681	CALLANDER	01/25/1968	Active	6	1	2	-14.29%	5	17	3	Y	2		08/2024						
14682	CAPREOL	04/15/1964	Active	16	2	6	-20.00%	22	2	2	Y	2	N	06/2025						
32889	CENTRAL MANITOULIN L C	10/14/1976	Active	22	0	0	0.00%	22		21	N	4	R	04/2025						
38445	CHARLTON-ENGLEHART	05/22/1980	Active	39	3	0	8.33%	38		1	Y		N	11/2025						
Exc Award (06/30/2023)																				
151817	Chelmsford 2023	02/22/2023	Active	9	1	4	-25.00%	19	6	1	Y	3	N	10/2025						
88896	COBALT AND COLEMAN	08/31/2005	Status Quo(1)	7	0	0	0.00%	7		5	N	None		11/2020	90+ Days					
14724	COCHRANE	03/27/1962	Active	20	1	0	5.26%	18		2	Y		N	11/2015						
14685	CONISTON	03/17/1964	Active	30	0	5	-14.29%	32	7	0	Y		N	11/2025						
Exc Award (06/30/2018, 06/30/2024)																				
38801	DUBREUILVILLE	07/01/1980	Status Quo(1)	9	0	0	0.00%	9		5	Y	10		06/2020	90+ Days					
41339	EARLTON	05/13/1982	Active	17	0	0	0.00%	20		0	N			05/2024						
14687	ELLIOT LAKE	05/13/1957	Active	20	0	0	0.00%	21		5	Y			06/2023						
14688	ESPANOLA	12/12/1947	Active	55	2	2	0.00%	52	7	0	Y		N	06/2025						
14690	FERRIS	09/22/1955	Active	21	1	0	5.00%	19		1	Y	4	R	10/2025						
Exc Award (06/30/2023)																				
14691	GARSON	05/18/1951	Active	25	2	0	8.70%	21		4	Y		N	10/2025	90+ Days					
Exc Award (06/30/2024, 06/30/2025)																				
41893	GORE BAY WESTN MANITOULIN	10/18/1982	Status Quo(1)	16	0	0	0.00%	16		12	N	None		10/2013	90+ Days					
45366	HUDSON	09/19/1985	Active	13	1	1	0.00%	13	11	0	Y	17		09/2025						



Club Health Assessment for District A 5 through November 2025

			Status	Membership						Reports				Finance	LCIF			
Club Number	Club Name	Charter Date	Times in Status Quo in Past 2 Years	Current Member Count **	YTD Members Added	YTD Members Dropped	YTD Net Growth% ***	Member Count 1 Year Ago	Dropped Members Avg.Length of Service	Months Since Membership Update	Current Officers Reported ****	Current President Repeated Term	VP Reported *****	Last Date Reported Service (mm/yyyy)	Account Balance	YTD Donations		
14693	IRON BRIDGE	02/08/1950	Active	17	1	0	6.25%	20		1	Y	2	R	11/2025	90+ Days			
Exc Award (06/30/2016)																		
14721	IROQUOIS FALLS	12/03/1951	Active	9	0	1	-10.00%	8	66	0	Y	5	N	05/2013				
153701	Kirkland Lake	03/07/2023	Active	17	2	3	-5.56%	15	2	1	Y		N	10/2025				
14732	LARDER LAKE	03/30/1951	Status Quo(1)	8	0	0	0.00%	9		9	Y	3		01/2017				
14695	LITTLE CURRENT	11/03/1938	Active	18	0	2	-10.00%	20	2	0	Y	12	R	10/2024				
14698	MATTAWA	05/17/1948	Active	19	0	0	0.00%	24		4	N	None		10/2024				\$1,134.06
14700	MINNOW LAKE	10/05/1951	Active	41	1	2	-2.38%	38	9	0	Y		R	11/2025				\$1,619.21
Exc Award (06/30/2025)																		
14734	MOOSONEE	01/19/1966	Status Quo(1)	15	0	0	0.00%	15		22	N	None		12/2019			90+ Days	
14735	NEW LISKEARD	02/16/1945	Active	16	1	4	-15.79%	19	18	2	N	3		09/2025				
43480	NOELVILLE FRENCH RIVER	02/22/1984	Active	16	2	0	14.29%	14		0	Y			09/2025				
14702	NORTH BAY	03/02/1925	Active	24	0	3	-11.11%	28	9	1	Y		N	11/2025				
14694	ONAPING FALLS	05/17/1956	Active	56	5	4	1.82%	50	7	0	Y		R	11/2025				
Exc Award (06/30/2017, 06/30/2022)																		
14703	POWASSAN	10/17/1938	Active	26	1	2	-3.70%	27	4	0	Y	2		09/2022				
78674	PROVIDENCE BAY & SPRING BAY	04/05/2004	Active	15	2	1	7.14%	15	3	0	Y		N	12/2024		\$1,575.83		
43872	RESTOULE & DIST	05/11/1984	Active	37	3	1	5.71%	33	19	0	Y			11/2025				
14706	SAULT STE MARIE	08/31/1936	Active	29	1	1	0.00%	30	45	1	Y		N	07/2025				
Exc Award (06/30/2022)																		
14737	SCHUMACHER	02/03/1935	Active	51	10	7	6.25%	50	2	0	Y		N	02/2025				
Exc Award (06/30/2024)																		
36805	SOUTHEAST MANITOULIN L C	03/29/1979	Active	8	0	0	0.00%	11		6	Y	10	N	07/2019				
14705	ST JOSEPH ISLAND L C	06/26/1972	Active	34	0	0	0.00%	42		5	Y	2	N	10/2025				
14711	SUDBURY	09/29/1924	Active	25	0	6	-19.35%	31	14	0	Y		N	04/2025		\$357.73		
14740	TEMAGAMI	02/17/1954	Active	16	0	0	0.00%	12		7	Y			07/2019				
34273	TEMISCAMING & DIST L C	06/30/1977	Active	18	0	0	0.00%	16		3	Y	12	R	10/2024				
82432	TEMISKAMING SHORES LIONESS	05/24/2004	Active	22	3	1	10.00%	20	2	0	Y		N	11/2025				
66390	THE SUDBURY TEACHERS	06/27/2002	Active	16	0	0	0.00%	15		5	Y	8		05/2025				



Club Health Assessment for District A 5 through November 2025

			Status		Membership					Reports					Finance		LCIF		
Club Number	Club Name	Charter Date	Times in Status Quo in Past 2 Years	Current Member Count **	YTD Members Added	YTD Members Dropped	YTD Net Growth% ***	Member Count 1 Year Ago	Dropped Members Avg.Length of Service	Months Since Membership Update	Current Officers Reported ****	Current President Repeated Term	VP Reported *****	Last Date Reported Service (mm/yyyy)	Account Balance	YTD Donations			
14713	THESSALON	09/13/1946	Active	12	0	3	-20.00%	13	2	1	Y	2		08/2025					
14714	TROUT CREEK	11/24/1966	Active	22	4	0	22.22%	19		1	Y			02/2023					
14715	VALLEY EAST L C	02/19/1967	Active	38	3	1	5.56%	33	0	0	Y		N	10/2025					
Exc Award (06/30/2023, 06/30/2024, 06/30/2025)																			
14716	WALDEN L C	02/09/1972	Active	10	1	0	11.11%	9		0	Y	2		11/2025					
37806	WARREN & DIST	12/10/1979	Active	14	1	1	0.00%	14	0	3	Y	3		09/2023					
Exc Award (06/30/2017)																			
14717	WAWA	12/13/1940	Status Quo(1)	4	0	0	0.00%	5		6	N	None			90+ Days				
14718	WHITEFISH DISTRICT	12/01/1967	Active	15	0	0	0.00%	16		3	Y	2	N	04/2025					
14719	WIDDIFIELD	11/17/1955	Active	13	3	0	30.00%	8		2	Y	4	R	01/2025					
Current Total Clubs Count	YTD New Clubs Count	YTD Cancelled Clubs Count	YTD Net Club Gain	Current Total Members Count	YTD Add	YTD Drop	YTD Net Growth %	Member Count 12 Months Ago	Average Member Count Per Club	% of Clubs with less than 20 members	% No Officer Report in 12 Months	% of Clubs with balance 90+ days	Number of Clubs in Status Quo	% Status Quo Clubs in Financial Suspension	Number of Cancelled Clubs	Average Cancelled Club Age	Members Lost Due to Cancellation	% of Clubs Cancelled for Non-Financial Reasons	
53	0	0	0	1,087	58	73	-15	-1.36%	1,083	21	58%	8%	13%	6	100%	0	0	0	0%

* - P - Priority Club. Cancellation Reasons: 1-Objectives/conduct, 2-Non-active club, 5-Non-existing club, 6-Disbanding, 7-Merger, 8-Financial Suspension, 9-District/Multiple District Dues.

** Red denotes below 15 active members.

*** Red denotes 20% + loss.

**** Y - all 3 (President, Secretary, Treasurer) club officers reported, N - not all 3 reported.

***** Abbreviation: N-New, IP-Immediate Past, R-Repeat.



Club Health Assessment for District A 711 through November 2025

			Status		Membership					Reports				Finance		LCIF
Club Number	Club Name	Charter Date	Times in Status Quo in Past 2 Years	Current Member Count **	YTD Members Added	YTD Members Dropped	YTD Net Growth% ***	Member Count 1 Year Ago	Dropped Members Avg.Length of Service	Months Since Membership Update	Current Officers Reported ****	Current President Repeated Term	VP Reported *****	Last Date Reported Service (mm/yyyy)	Account Balance	YTD Donations
Clubs less than two years old																
182563	GTA Provision Entrepreneurs	06/18/2025	Active	20	0	0	0.00%	0		2	Y	2	N		90+ Days	
185280	Mississauga Canada Nepal	07/09/2025	Active	28	28	0	100.00%	0		2	Y		N	09/2025		
187747	Scarborough	07/24/2025	Active	23	23	0	100.00%	0		1	Y		N	11/2025	90+ Days	
182063	Stipley	05/29/2025	Active	16	1	0	6.67%	0		2	Y			11/2025		\$50.00
180059	Toronto Latino	01/20/2025	Active(1)	20	9	0	81.82%	0		4	Y	2	R	07/2025		
182067	Toronto Supreme	05/15/2025	Active	29	8	1	31.82%	0	0	1	Y	2			90+ Days	
187219	Toronto Unity	07/21/2025	Active	21	24	3	100.00%	0	4	1	Y		N	07/2025	90+ Days	
Clubs more than two years old																
14755	AGINCOURT	10/26/1944	Active	10	0	0	0.00%	10		18	Y	3		12/2024	90+ Days	\$72.16
14918	ANCASTER	11/27/1945	Active	13	0	2	-13.33%	13	6	1	Y			12/2022		
14919	BLACKHEATH BINBROOK	02/11/1953	Active	19	0	0	0.00%	18		3	Y	2		11/2025		\$715.46
14921	BRAMPTON BRAMALEA	08/04/1962	Active	12	0	0	0.00%	14		0	Y	2	R	11/2025	90+ Days	\$3,757.71
133935	Brampton Himalayas	02/28/2018	Active	9	0	0	0.00%	9		15	Y	2	R	04/2019		
96792	BRAMPTON VILLAGE	03/29/2006	Active	21	0	0	0.00%	22		2	Y	2	N	11/2025		
Exc Award (06/30/2024)																
14925	BURLINGTON	04/27/1925	Active	46	5	2	6.98%	44	16	0	Y	2	N	10/2025		\$4,393.15
Exc Award (06/30/2016, 06/30/2018)																
14917	BURLINGTON ALDERSHOT	03/12/1956	Active	14	2	2	0.00%	17	13	1	N	None		11/2025		
Exc Award (06/30/2022)																
14926	CALEDON	05/03/1971	Active	10	0	0	0.00%	6		7	Y	8		04/2025		
14928	CHINGUACOUSY L C	07/16/1971	Active	16	0	0	0.00%	16		18	Y	4		09/2017		
14933	ERIN DISTRICT L C	01/23/1951	Status Quo(1)	8	0	1	-11.11%	9	8	4	Y		N	05/2025	90+ Days	
154473	Etobicoke Alpha	05/26/2023	Active	34	6	0	21.43%	33		0	Y		N	11/2025	90+ Days	
14760	FOREST HILL	11/26/1952	Active(2)	15	0	2	-11.76%	17	53	3	Y	5		05/2025		
14935	GEORGETOWN	02/06/1931	Active	24	3	0	14.29%	23		0	Y		N	08/2025		
154755	GTA Legacy	06/12/2023	Active	32	7	8	-3.03%	31	2	0	Y	4	N	11/2025		\$60.00
Exc Award (06/30/2025)																



Club Health Assessment for District A 711 through November 2025

			Status	Membership						Reports				Finance	LCIF	
Club Number	Club Name	Charter Date	Times in Status Quo in Past 2 Years	Current Member Count **	YTD Members Added	YTD Members Dropped	YTD Net Growth% ***	Member Count 1 Year Ago	Dropped Members Avg.Length of Service	Months Since Membership Update	Current Officers Reported ****	Current President Repeated Term	VP Reported *****	Last Date Reported Service (mm/yyyy)	Account Balance	YTD Donations
143480	GTA PHOENIX	11/03/2020	Active	11	1	1	0.00%	11	3	4	Y		N	11/2025		\$3.59
	Exc Award (06/30/2021, 06/30/2024)															
106909	HALTON K9	12/16/2009	Active	13	2	0	18.18%	11		2	Y		IP	05/2025		
14936	HAMILTON CENTRAL	07/19/1920	Active	5	0	0	0.00%	5		1	Y	7		05/2025		
40621	HUTTONVILLE	12/21/1981	Active	11	0	0	0.00%	11		6	Y		R	10/2025		\$416.42
	Exc Award (06/30/2016, 06/30/2022, 06/30/2023)															
14763	LAKESHORE	07/23/1931	Active(1)	3	0	0	0.00%	3		5	Y	2		04/2025		
14764	LEASIDE	01/23/1939	Active(2)	2	0	0	0.00%	4		9	Y	3		04/2025		
148331	Malton One Destiny	09/28/2021	Active	9	0	0	0.00%	7		4	Y			11/2025		
	Exc Award (06/30/2025)															
93226	MALVERN ONYX	12/23/2005	Active	28	1	0	3.70%	24		0	Y	2	N	11/2025		\$278.64
	Exc Award (06/30/2023, 06/30/2025)															
29476	MISSISSAUGA CENTRAL	06/27/1974	Active	15	2	0	15.38%	17		1	Y		N	10/2025		\$2,449.10
43151	MISSISSAUGA COOKSVILLE	11/15/1983	Active	36	0	2	-5.26%	39	26	0	Y		N	11/2025		\$79.48
	Exc Award (06/30/2016)															
58862	MISSISSAUGA ERIN MILLS	11/18/1996	Active(1)	15	0	0	0.00%	22		5	N	None		12/2021	90+ Days	
121344	MISSISSAUGA MONARCH	02/10/2014	Active	11	1	0	10.00%	13		3	Y	6	N	07/2025		
	Exc Award (06/30/2022)															
14985	NOBLETON	01/10/1962	Active	21	0	0	0.00%	21		5	Y	2	R	09/2025		
	Exc Award (06/30/2021)															
14944	OAKVILLE	11/08/1935	Active	40	0	1	-2.44%	44	2	1	Y		N	11/2025		\$2,003.30
	Exc Award (06/30/2016, 06/30/2018, 06/30/2023)															
37932	OAKVILLE TRAFALGAR L C	01/07/1980	Active	5	0	0	0.00%	5		7	Y	12		05/2025		\$35.77
143643	Scarborough JamRockZ6	11/18/2020	Status Quo(3)	18	0	0	0.00%	23		7	Y	6	R	10/2025	90+ Days	
14948	STONE CREEK	01/24/1961	Active	7	0	0	0.00%	6		8	Y	2	N	11/2025		
14951	STREETSVILLE	01/24/1952	Active	20	0	1	-4.76%	20	10	2	Y	2	R	10/2025		\$357.73
14773	THISTLETOWN	02/24/1965	Active	25	1	1	0.00%	24	0	1	Y	2	R	07/2025		\$1,071.01
	Exc Award (06/30/2018, 06/30/2023)															
143460	Toronto Achievers	11/02/2020	Active	41	4	1	7.89%	38	1	2	Y		N	11/2025		
	Exc Award (06/30/2021, 06/30/2022, 06/30/2023, 06/30/2024, 06/30/2025)															



Club Health Assessment for District A 711 through November 2025

			Status	Membership						Reports				Finance	LCIF	
Club Number	Club Name	Charter Date	Times in Status Quo in Past 2 Years	Current Member Count **	YTD Members Added	YTD Members Dropped	YTD Net Growth***	Member Count 1 Year Ago	Dropped Members Avg.Length of Service	Months Since Membership Update	Current Officers Reported ****	Current President Repeated Term	VP Reported *****	Last Date Reported Service (mm/yyyy)	Account Balance	YTD Donations
14776	TORONTO BATHURST	08/15/1972	Active(1)	13	0	0	0.00%	13		5	Y		IP	09/2025		
155723	Toronto Bayanihan	08/17/2023	Active(1)	19	0	0	0.00%	20		4	Y		N	06/2025		\$208.28
14777	TORONTO BEACHES	01/18/1935	Active	34	6	5	3.03%	33	5	0	Y		N	11/2025		\$1,357.73
148568	Toronto Bona	10/08/2021	Active(2)	22	0	0	0.00%	22		30	Y	4		08/2024		
30104	TORONTO CATHAY	01/16/1975	Active	34	27	6	161.54%	15	19	1	Y	2		04/2025		
129886	Toronto Centennial	01/24/2017	Active(1)	3	0	2	-40.00%	28	9	0	N	2		04/2025	90+ Days	
Exc Award (06/30/2022, 06/30/2023)																
14779	TORONTO CENTRAL	05/18/1920	Active	11	1	1	0.00%	10	1	0	Y		N	11/2025		
126925	Toronto Central Bangladesh	03/01/2016	Status Quo(4)	5	0	0	0.00%	5		6	Y	6		08/2018	90+ Days	
39536	TORONTO CERVANTES	03/11/1981	Active	8	1	0	14.29%	7		1	Y	3		10/2020		
151848	Toronto Distinction	07/01/2022	Active	11	2	0	22.22%	18		3	Y	4	N	10/2024	90+ Days	
49104	TORONTO DOCTORS	12/19/1988	Active	42	3	0	7.69%	37		1	Y	3	N	11/2025	90+ Days	\$143.99
Exc Award (06/30/2023, 06/30/2025)																
124249	Toronto East	02/25/2015	Active	10	1	0	11.11%	9		1	Y	2		05/2025		
54825	TORONTO ELEGANT	08/16/1993	Active(1)	22	2	0	10.00%	21		4	Y	2	R	05/2025	90+ Days	\$143.61
148978	Toronto Evergreen	11/17/2021	Active(2)	31	1	0	3.33%	36		2	N			06/2025		
136403	Toronto Global Doctors	09/10/2018	Status Quo(4)	4	0	0	0.00%	4		41	Y	5		07/2020	90+ Days	
134799	Toronto Green Capes	06/07/2018	Active	21	1	0	5.00%	23		4	Y	4	R	06/2025		
133227	Toronto Harmony	11/30/2017	Active	26	8	0	44.44%	15		1	Y	8				
134617	Toronto High Park Centennial	06/14/2018	Active	7	0	2	-22.22%	9	1	0	Y	2	N	11/2025		
46639	TORONTO HONG KONG	11/03/1986	Active	29	0	0	0.00%	28		8	Y		N	05/2025		
52542	TORONTO HUMMINGBIRD	02/20/1992	Active	11	0	0	0.00%	11		36	N	None		05/2012	90+ Days	
153780	Toronto Infini	02/23/2023	Active	36	1	0	2.86%	26		1	Y		R	11/2025		
Exc Award (06/30/2023)																
52226	TORONTO KAITEUR	12/09/1991	Active	27	1	1	0.00%	27	7	1	N	None	R	10/2025		\$327.14
Exc Award (06/30/2016, 06/30/2017, 06/30/2018, 06/30/2022)																
131388	Toronto Kapuso	06/21/2017	Active	43	4	12	-15.69%	52	3	0	Y	2	N	10/2025		
Exc Award (06/30/2023, 06/30/2024)																
52092	TORONTO MABUHAY	10/22/1991	Active	31	0	0	0.00%	36		3	Y		N	07/2025		\$2,196.57



Club Health Assessment for District A 711 through November 2025

			Status	Membership						Reports				Finance	LCIF	
Club Number	Club Name	Charter Date	Times in Status Quo in Past 2 Years	Current Member Count **	YTD Members Added	YTD Members Dropped	YTD Net Growth% ***	Member Count 1 Year Ago	Dropped Members Avg.Length of Service	Months Since Membership Update	Current Officers Reported ****	Current President Repeated Term	VP Reported *****	Last Date Reported Service (mm/yyyy)	Account Balance	YTD Donations
Exc Award (06/30/2018, 06/30/2020, 06/30/2024)			Cancelled(8*)	0	0	12	-100.00%	8	1	0	N	None		08/2022	90+ Days	
151849	Toronto Mahal Kita	07/01/2022														
121332	Toronto Maharlika	02/18/2014	Active	24	0	0	0.00%	31		6	Y	6	R	02/2025		\$217.45
Exc Award (06/30/2018, 06/30/2019)			Active	47	2	4	-4.08%	46	13	0	Y	3	R	04/2025		
105282	TORONTO NETRALYA	04/21/2009														
Exc Award (06/30/2016, 06/30/2025)			Active	69	3	0	4.55%	68		3	Y		N	08/2025		\$639.31
154089	Toronto Nigerian	04/10/2023														
Exc Award (06/30/2024, 06/30/2025)			Active	35	7	14	-16.67%	41	1	4	Y		N	04/2025		
148504	Toronto Pillar of Hope	10/06/2021														
Exc Award (06/30/2023)			Active	11	7	0	175.00%	6		0	Y	2	N	11/2025		
146141	Toronto Sinagtala	06/08/2021														
14790	TORONTO SUOMI FINLANDIA	05/25/1971	Active(1)	29	0	0	0.00%	28		5	N	2	R	05/2025		
109497	TORONTO TRILLIUM	10/12/2010	Active(4)	3	0	13	-81.25%	16	13	3	Y	2		01/2022		
Exc Award (06/30/2019)			Active	3	0	0	0.00%	4		6	Y	2				
153904	Toronto Wellness	03/13/2023														
14791	WEST HILL HIGHLAND CREEK	09/22/1944	Active	13	2	4	-13.33%	13	10	1	Y		N	05/2025		\$90.37
Exc Award (06/30/2025)			Active	16	0	2	-11.11%	20	11	1	Y		N	07/2025		\$359.03
14792	WESTON	02/18/1941														
Exc Award (06/30/2016, 06/30/2017)			Active	5	0	0	0.00%	5		7	Y	2	R	10/2024		
14793	WISHING WELL	09/25/1958														
Exc Award (06/30/2023)			Active	8	0	0	0.00%	8		12	Y			08/2024		
14761	WOODBIDGE	03/23/1954														
14794	YORK	08/07/1935	Active(1)	10	0	0	0.00%	10		5	Y	6		05/2025		

Clubs Cancelled Previous Fiscal Year – Clubs Cancelled within last 12 months may be reinstated

Club Number	Club Name	Charter Date	Current Status*	Cancellation Date
14940	MILTON	02/11/1963	Cancelled(8*)	12/30/2024
115383	RYERSON CAMPUS	10/31/2011	Cancelled(8*)	12/30/2024
100528	TORONTO GLOBAL TELUGU	11/12/2007	Cancelled(8*)	12/30/2024
89532	TORONTO PARAGON	10/31/2005	Cancelled(8*)	12/30/2024



Club Health Assessment for District A 711 through November 2025

						Status		Membership					Reports				Finance		LCIF
						Times in Status Quo in Past 2 Years		Current Member Count **	YTD Members Added	YTD Members Dropped	YTD Net Growth***	Member Count 1 Year Ago	Dropped Members Avg.Length of Service	Months Since Membership Update	Current Officers Reported ****	Current President Repeated Term	VP Reported *****	Last Date Reported Service (mm/yyyy)	Account Balance
Club Number	Club Name		Charter Date																
Current Total Clubs Count	YTD New Clubs Count	YTD Cancelled Clubs Count	YTD Net Club Gain	Current Total Members Count	YTD Add	YTD Drop	YTD Net Growth %	Member Count 12 Months Ago	Average Member Count Per Club	% of Clubs with less than 20 members	% No Officer Report in 12 Months	% of Clubs with balance 90+ days	Number of Clubs in Status Quo	% Status Quo Clubs in Financial Suspension	Number of Cancelled Clubs	Average Cancelled Club Age	Members Lost Due to Cancellation	% of Clubs Cancelled for Non-Financial Reasons	
79	3	1	2	1,549	208	106	102	7.05%	1,439	20	54%	1%	22%	4	100%	1	115	12	-400%

* - P - Priority Club. Cancellation Reasons: 1-Objectives/conduct, 2-Non-active club, 5-Non-existing club, 6-Disbanding, 7-Merger, 8-Financial Suspension, 9-District/Multiple District Dues.

** Red denotes below 15 active members.

*** Red denotes 20% + loss.

**** Y - all 3 (President, Secretary, Treasurer) club officers reported, N - not all 3 reported.

***** Abbreviation: N-New, IP-Immediate Past, R-Repeat.




Club Health Assessment for District A 9 through November 2025

			Status	Membership					Reports					Finance		LCIF
Club Number	Club Name	Charter Date	Times in Status Quo in Past 2 Years	Current Member Count **	YTD Members Added	YTD Members Dropped	YTD Net Growth% ***	Member Count 1 Year Ago	Dropped Members Avg.Length of Service	Months Since Membership Update	Current Officers Reported ****	Current President Repeated Term	VP Reported *****	Last Date Reported Service (mm/yyyy)	Account Balance	YTD Donations
Clubs less than two years old																
171470	Ayton	06/04/2024	Active	35	3	0	9.38%	32		1	N		N	09/2025		
Clubs more than two years old																
14830	ARTHUR	11/14/1939	Active	25	0	0	0.00%	19		8	Y		N	05/2025		
Exc Award (06/30/2024, 06/30/2025)																
33843	AUBURN & DISTRICT L C	05/18/1977	Active	30	0	1	-3.23%	31	48	2	Y		N	06/2025		\$1,134.90
14833	BLYTH	03/27/1945	Active	38	1	0	2.70%	40		1	Y		N	10/2025		\$197.81
Exc Award (06/30/2018, 06/30/2022, 06/30/2023)																
14835	BRUSSELS	03/13/1946	Active	46	2	3	-2.13%	43	4	2	Y		N	10/2025		\$217.35
Exc Award (06/30/2018, 06/30/2023, 06/30/2024)																
30673	CENTRE GREY	04/30/1975	Active	10	0	0	0.00%	10		31	Y	24		04/2025		
37115	CHEPSTOW & DISTRICT L C	05/24/1979	Active	71	2	0	2.90%	62		4	Y		N	06/2025	90+ Days	
Exc Award (06/30/2016, 06/30/2019, 06/30/2022, 06/30/2023)																
30047	DUBLIN & DISTRICT L C	12/27/1974	Active	22	2	3	-4.35%	23	30	0	Y		N	10/2025		\$556.84
Exc Award (06/30/2023)																
14838	DUNDALK & DISTRICT L C	06/14/1973	Active(1)	8	1	0	14.29%	7		1	N			02/2024		
28185	FERNDAL LIONS HEAD & DISTRICT	03/26/1974	Active	18	1	2	-5.26%	23	3	2	Y			10/2025		
Exc Award (06/30/2022)																
33681	FORMOSA DISTRICT L C	04/05/1977	Active	43	0	1	-2.27%	44	13	0	Y	2	N	11/2025		\$54.91
Exc Award (06/30/2023)																
14843	GODERICH	08/07/1922	Active	76	4	0	5.56%	75		1	Y		N	11/2025		
Exc Award (06/30/2022, 06/30/2023)																
14844	GRAND VALLEY	11/07/1950	Active	20	1	0	5.26%	21		1	Y		N	10/2025		
Exc Award (06/30/2023)																
103791	HANOVER	10/09/2008	Active	21	0	1	-4.55%	21	9	3	Y	2	R	12/2024		\$36.61
Exc Award (06/30/2016, 06/30/2018)																
41019	HOLLAND CENTRE/ WILLIAMSFORD & DISTRICT	03/30/1982	Active	13	0	1	-7.14%	14	39	2	Y	16	N	11/2024		
38905	KEMBLE & DISTRICT L C	09/29/1980	Active	13	0	0	0.00%	13		6	Y	8	R	11/2025		




Club Health Assessment for District A 9 through November 2025

			Status	Membership					Reports					Finance	LCIF	
Club Number	Club Name	Charter Date	Times in Status Quo in Past 2 Years	Current Member Count **	YTD Members Added	YTD Members Dropped	YTD Net Growth% ***	Member Count 1 Year Ago	Dropped Members Avg.Length of Service	Months Since Membership Update	Current Officers Reported ****	Current President Repeated Term	VP Reported *****	Last Date Reported Service (mm/yyyy)	Account Balance	YTD Donations
29211	KINCARDINE	04/17/1974	Active	80	8	0	11.11%	69		0	Y		N	11/2025		\$36.61
	Exc Award (06/30/2018, 06/30/2019, 06/30/2022, 06/30/2023)															
33937	LONDESBORO	05/31/1977	Active	35	5	0	16.67%	32		0	Y		N	11/2025		\$18.30
	Exc Award (06/30/2018, 06/30/2022, 06/30/2023, 06/30/2024)															
14852	LUCKNOW	11/27/1956	Active	15	1	1	0.00%	15	20	0	Y			11/2025		
32800	MILDMAY & DISTRICT L C	10/05/1976	Active	11	2	1	10.00%	10	19	0	Y		N	10/2025		
36321	Minto & District	12/21/1978	Active	7	3	0	75.00%	4		0	Y	3		11/2025		
14854	MITCHELL	07/16/1936	Active	15	0	2	-11.76%	17	6	3	Y	3	R	04/2025		
	Exc Award (06/30/2022, 06/30/2023)															
14856	MOUNT FOREST	05/17/1938	Active	60	0	3	-4.76%	70	6	1	Y		N	10/2025		\$73.20
	Exc Award (06/30/2016, 06/30/2018, 06/30/2020, 06/30/2022, 06/30/2024)															
29800	NEUSTADT & DISTRICT	09/24/1974	Active	26	0	2	-7.14%	30	3	0	Y		R	09/2025		\$362.20
	Exc Award (06/30/2019, 06/30/2023)															
14858	ORANGEVILLE	03/11/1949	Active	57	4	0	7.55%	50		0	Y		N	11/2025		\$6,088.73
14859	OWEN SOUND	01/31/1946	Active	13	0	0	0.00%	13		16	Y		N	05/2025		
61787	OWEN SOUND SCENIC CITY	04/13/1999	Active	11	0	0	0.00%	10		5	Y		R	11/2025		\$329.49
	Exc Award (06/30/2016, 06/30/2023)															
14860	PALMERSTON	09/07/1939	Active	33	1	1	0.00%	32	55	0	Y		N	09/2025		\$36.60
	Exc Award (06/30/2016, 06/30/2018)															
109350	PIKE LAKE MINTO	09/27/2010	Active	9	0	0	0.00%	9		11	Y	4		09/2025		\$359.03
30267	PORT ELGIN & DISTRICT	02/26/1975	Active	17	0	5	-22.73%	33	2	0	Y			01/2025		
	Exc Award (06/30/2022, 06/30/2024)															
14863	RIPLEY & DISTRICT L C	04/18/1972	Active	39	0	0	0.00%	38		1	Y	2	R	11/2025		\$780.66
	Exc Award (06/30/2016, 06/30/2021, 06/30/2022)															
39623	SAUBLE BEACH & DISTRICT	03/24/1981	Active	27	2	2	0.00%	29	12	1	Y		N	11/2025		\$18.30
	Exc Award (06/30/2017, 06/30/2023, 06/30/2024)															
14867	SEAFORTH	12/09/1924	Active	17	0	0	0.00%	18		4	Y			11/2025		\$50.00
	Exc Award (06/30/2023, 06/30/2024)															
31257	SHELBURNE & DISTRICT	10/09/1975	Active	20	0	1	-4.76%	21	50	0	Y	2	N	11/2025		\$18.30



Club Health Assessment for District A 9 through November 2025

			Status	Membership						Reports				Finance	LCIF	
Club Number	Club Name	Charter Date	Times in Status Quo in Past 2 Years	Current Member Count **	YTD Members Added	YTD Members Dropped	YTD Net Growth% ***	Member Count 1 Year Ago	Dropped Members Avg.Length of Service	Months Since Membership Update	Current Officers Reported ****	Current President Repeated Term	VP Reported *****	Last Date Reported Service (mm/yyyy)	Account Balance	YTD Donations
44025	THORNBURY BEAVER VALLEY	06/22/1984	Active	12	1	1	0.00%	12	2	2	Y	9	N	03/2025		
14871	TIVERTON & DISTRICT L C	01/09/1973	Active	27	0	1	-3.57%	26	3	2	Y		N	10/2025		\$183.05
Exc Award (06/30/2019, 06/30/2022, 06/30/2023)																
101700	WEST GREY DURHAM	05/09/2008	Active	59	2	6	-6.35%	61	6	1	Y		N	10/2025		
Exc Award (06/30/2022, 06/30/2024)																
14873	WIARTON AND DISTRICT	08/26/1954	Active	10	0	0	0.00%	14		3	Y			11/2025		
14874	WINGHAM	06/01/1938	Active	23	0	0	0.00%	20		4	Y		N	11/2025		

Clubs Cancelled Previous Fiscal Year – Clubs Cancelled within last 12 months may be reinstated

Club Number		Club Name		Charter Date		Current Status*		Cancellation Date	
97144		DUNGANNON AND DISTRICT		05/30/2006		Cancelled(8*)		06/29/2025	

Current Total Clubs Count	YTD New Clubs Count	YTD Cancelled Clubs Count	YTD Net Club Gain	Current Total Members Count	YTD Add	YTD Drop	YTD Net Growth	YTD Net Growth %	Member Count 12 Months Ago	Average Member Count Per Club	% of Clubs with less than 20 members	% No Officer Report in 12 Months	% of Clubs with balance 90+ days	Number of Clubs in Status Quo	% Status Quo Clubs in Financial Suspension	Number of Cancelled Clubs	Average Cancelled Club Age	Members Lost Due to Cancellation	% of Clubs Cancelled for Non-Financial Reasons
39	0	0	0	1,112	46	38	8	0.72%	1,111	29	41%	0%	3%	0	0%	0	0	0	0%

* - P - Priority Club. Cancellation Reasons: 1-Objectives/conduct, 2-Non-active club, 5-Non-existing club, 6-Disbanding, 7-Merger, 8-Financial Suspension, 9-District/Multiple District Dues.

** Red denotes below 15 active members.

*** Red denotes 20% + loss.

**** Y - all 3 (President, Secretary, Treasurer) club officers reported, N - not all 3 reported.

***** Abbreviation: N-New, IP-Immediate Past, R-Repeat.




Club Health Assessment for District A 12 through November 2025

			Status	Membership					Reports				Finance		LCIF	
Club Number	Club Name	Charter Date	Times in Status Quo in Past 2 Years	Current Member Count **	YTD Members Added	YTD Members Dropped	YTD Net Growth% ***	Member Count 1 Year Ago	Dropped Members Avg.Length of Service	Months Since Membership Update	Current Officers Reported ****	Current President Repeated Term	VP Reported *****	Last Date Reported Service (mm/yyyy)	Account Balance	YTD Donations
Clubs more than two years old																
14953	ALLISTON	11/20/1936	Active	37	0	0	0.00%	37		12	Y	2		07/2025		\$505.88
	Exc Award (06/30/2022, 06/30/2023)															
14954	ANGUS DISTRICT	11/29/1962	Active	9	0	0	0.00%	9		7	N	None		11/2023		
	Exc Award (06/30/2017)															
14957	BARRIE	09/18/1931	Active	19	3	1	11.76%	17	20	0	Y	3		02/2025		
	Exc Award (06/30/2017, 06/30/2018)															
62100	BARRIE SOUTH	06/05/1999	Active	35	1	0	2.94%	44		2	Y	2		11/2025		\$181.21
	Exc Award (06/30/2017, 06/30/2018, 06/30/2019, 06/30/2020, 06/30/2022, 06/30/2023, 06/30/2024)															
140824	Baxter Ward	02/11/2020	Active	26	0	0	0.00%	21		2	Y			10/2025		
	Exc Award (06/30/2024, 06/30/2025)															
14958	BAYSVILLE	06/14/1972	Active	14	1	0	7.69%	12		4	Y	3	R	11/2025	90+ Days	
	Exc Award (06/30/2018)															
14961	BRACEBRIDGE	11/23/1942	Active	26	1	0	4.00%	28		0	Y	3	N	10/2025		
	Exc Award (06/30/2017, 06/30/2018)															
14962	BRADFORD	09/29/1937	Active	23	0	3	-11.54%	28	8	0	Y		IP	10/2025		
	Exc Award (06/30/2017, 06/30/2018)															
14680	BURKS FALLS	10/22/1938	Active(1)	8	0	0	0.00%	8		0	Y	2		04/2023		
14969	COLDWATER	08/17/1939	Active	40	0	0	0.00%	41		0	Y		N	06/2025		\$1,098.29
	Exc Award (06/30/2018)															
14971	DORSET	04/06/1972	Active	27	4	2	8.00%	29	6	1	Y	3	N	10/2025		
	Exc Award (06/30/2018, 06/30/2024)															
14972	DWIGHT	12/08/1971	Active	23	0	2	-8.00%	29	3	0	Y	2	R	11/2025		\$543.30
	Exc Award (06/30/2017)															
14973	ELMVALE DISTRICT	01/19/1949	Active	29	0	0	0.00%	28		0	Y			11/2025		
	Exc Award (06/30/2018, 06/30/2020)															
145063	Elmvale Lioness	03/05/2021	Active	10	0	1	-9.09%	10	0	1	Y	3	N	11/2025		
37322	EMSDALE	03/25/1979	Active	7	0	0	0.00%	9		2	Y	4		04/2023		
14974	GRAVENHURST	10/10/1946	Active	19	0	1	-5.00%	19	14	0	Y		N	11/2025		
	Exc Award (06/30/2017, 06/30/2018, 06/30/2023, 06/30/2024)															



Club Health Assessment for District A 12 through November 2025

			Status	Membership						Reports				Finance	LCIF			
Club Number	Club Name	Charter Date	Times in Status Quo in Past 2 Years	Current Member Count **	YTD Members Added	YTD Members Dropped	YTD Net Growth% ***	Member Count 1 Year Ago	Dropped Members Avg.Length of Service	Months Since Membership Update	Current Officers Reported ****	Current President Repeated Term	VP Reported *****	Last Date Reported Service (mm/yyyy)	Account Balance	YTD Donations		
14975	HUNTSVILLE	10/22/1941	Active(1)	3	0	0	0.00%	3		13	N	None		11/2025	90+ Days	\$180.25		
	Exc Award (06/30/2018)																	
14976	INNISFIL L C	04/26/1973	Active	23	6	2	21.05%	18	18	0	Y	5	R	11/2025				
49976	KEARNEY	11/22/1989	Active	19	0	0	0.00%	22		4	Y	7	N	09/2025				
	Exc Award (06/30/2020, 06/30/2023)																	
14980	MAC TIER & DIST	11/28/1947	Active(1)	18	3	0	20.00%	17		0	Y	10	R	09/2025				
	Exc Award (06/30/2018, 06/30/2020)																	
14697	MAGNETAWAN	10/25/1966	Active	35	1	3	-5.41%	34	15	0	Y		N	07/2024				
	Exc Award (06/30/2017, 06/30/2018)																	
14982	MIDLAND	11/22/1937	Active	13	0	0	0.00%	13		3	Y	3	R	06/2025				
	Exc Award (06/30/2018, 06/30/2020)																	
14987	ORILLIA	08/26/1937	Active	21	0	0	0.00%	22		4	Y	2	R	11/2025				
	Exc Award (06/30/2018, 06/30/2020)																	
14988	ORO DISTRICT L C	01/30/1973	Active	30	0	0	0.00%	33		5	Y		N	11/2025				
	Exc Award (06/30/2017, 06/30/2024)																	
14989	PARRY SOUND	05/31/1940	Active	14	0	0	0.00%	15		5	Y	2		04/2023				
14991	PENETANGUISHENE	08/29/1939	Active	42	0	0	0.00%	40		2	Y	2	N	10/2025				
	Exc Award (06/30/2016, 06/30/2018, 06/30/2019, 06/30/2020, 06/30/2022, 06/30/2023, 06/30/2024, 06/30/2025)																	
32320	PENINSULA L C	05/28/1976	Active	14	0	0	0.00%	14		16	Y	2	R	09/2023				
	Exc Award (06/30/2017, 06/30/2018)																	
14992	PORT CARLING	11/01/1945	Active	23	1	0	4.55%	24		1	Y	2	R	11/2025				
	Exc Award (06/30/2016)																	
38602	PORT MC NICOLL	06/29/1980	Active	17	0	0	0.00%	18		0	Y	2		08/2024				
	Exc Award (06/30/2024)																	
14993	SCHOMBERG	03/20/1947	Active	18	0	0	0.00%	18		6	Y	5		05/2025				
14709	SOUTH RIVER	06/10/1960	Active	29	0	0	0.00%	29		0	Y	3	N	11/2025				
	Exc Award (06/30/2017, 06/30/2024)																	
37933	SPRINGWATER VESPRA	01/29/1980	Active	11	2	3	-8.33%	12	16	0	Y	3	R	06/2024				
	Exc Award (06/30/2018)																	
14994	STAYNER	05/24/1956	Active	21	0	0	0.00%	21		1	Y	2	N	05/2025				
	Exc Award (06/30/2017, 06/30/2024)																	



Club Health Assessment for District A 12 through November 2025

			Status	Membership						Reports				Finance		LCIF	
Club Number	Club Name	Charter Date	Times in Status Quo in Past 2 Years	Current Member Count **	YTD Members Added	YTD Members Dropped	YTD Net Growth% ***	Member Count 1 Year Ago	Dropped Members Avg.Length of Service	Months Since Membership Update	Current Officers Reported ****	Current President Repeated Term	VP Reported *****	Last Date Reported Service (mm/yyyy)	Account Balance	YTD Donations	
14995	STEPHENSON DISTRICT L C	05/25/1973	Active	30	2	2	0.00%	21	0	0	Y		N	10/2024	90+ Days	\$715.46	
	Exc Award (06/30/2025)																
14712	SUNDRIDGE	03/30/1944	Active	21	2	1	5.00%	17	0	1	Y	2	N	11/2025			
	Exc Award (06/30/2019, 06/30/2023)																
30594	THORNTON DISTRICT	04/11/1975	Active	11	0	1	-8.33%	10	3	0	Y	9		12/2021			
98169	TINY TOWNSHIP	01/01/2007	Active	29	0	1	-3.33%	29	3	2	Y		N	09/2025		\$119.17	
	Exc Award (06/30/2017, 06/30/2018, 06/30/2020, 06/30/2025)																
14998	TOTTENHAM DISTRICT L C	02/09/1969	Active	25	2	3	-3.85%	29	1	0	Y			01/2024			
	Exc Award (06/30/2023)																
15000	VICTORIA HARBOUR & DISTRICT	07/18/1972	Active	30	1	0	3.45%	35		0	Y		N	11/2025		\$144.60	
	Exc Award (06/30/2018, 06/30/2023)																
15001	WASAGA BEACH	02/12/1963	Active	41	0	3	-6.82%	40	4	2	Y		N	08/2025			
	Exc Award (06/30/2017, 06/30/2018, 06/30/2023, 06/30/2024)																
15002	WASHAGO	11/15/1949	Active	24	0	0	0.00%	25		0	Y			12/2024			
	Exc Award (06/30/2017, 06/30/2023)																
14686	WHITESTONE MC KELLAR	03/09/1972	Active	11	1	2	-8.33%	12	3	0	Y	5		06/2025			
	Exc Award (06/30/2023, 06/30/2024)																
15003	WINDERMERE & DISTRICT L C	04/23/1968	Active	17	4	0	30.77%	13		1	Y	8	R	06/2025			

Clubs Cancelled Previous Fiscal Year – Clubs Cancelled within last 12 months may be reinstated

Club Number	Club Name	Charter Date	Current Status*	Cancellation Date
134915	Almaguin Highlands	06/06/2018	Cancelled(6*)	05/29/2025

Current Total Clubs Count	YTD New Clubs Count	YTD Cancelled Clubs Count	YTD Net Club Gain	Current Total Members Count	YTD Add	YTD Drop	YTD Net Growth	YTD Net Growth %	Member Count 12 Months Ago	Average Member Count Per Club	% of Clubs with less than 20 members	% No Officer Report in 12 Months	% of Clubs with balance 90+ days	Number of Clubs in Status Quo	% Status Quo Clubs in Financial Suspension	Number of Cancelled Clubs	Average Cancelled Club Age	Members Lost Due to Cancellation	% of Clubs Cancelled for Non-Financial Reasons
43	0	0	0	942	35	31	4	0.43%	953	22	44%	2%	7%	0	0%	0	0	0	0%



Club Health Assessment for District A 12 through November 2025

			Status		Membership					Reports					Finance	LCIF
Club Number	Club Name	Charter Date	Times in Status Quo in Past 2 Years	Current Member Count **	YTD Members Added	YTD Members Dropped	YTD Net Growth% ***	Member Count 1 Year Ago	Dropped Members Avg.Length of Service	Months Since Membership Update	Current Officers Reported ****	Current President Repeated Term	VP Reported *****	Last Date Reported Service (mm/yyyy)	Account Balance	YTD Donations

* - P - Priority Club. Cancellation Reasons: 1-Objectives/conduct, 2-Non-active club, 5-Non-existing club, 6-Disbanding, 7-Merger, 8-Financial Suspension, 9-District/Multiple District Dues.

** Red denotes below 15 active members.

*** Red denotes 20% + loss.

**** Y - all 3 (President, Secretary, Treasurer) club officers reported, N - not all 3 reported.

***** Abbreviation: N-New, IP-Immediate Past, R-Repeat.




Club Health Assessment for District A 15 through November 2025

			Status	Membership						Reports				Finance	LCIF	
Club Number	Club Name	Charter Date	Times in Status Quo in Past 2 Years	Current Member Count **	YTD Members Added	YTD Members Dropped	YTD Net Growth% ***	Member Count 1 Year Ago	Dropped Members Avg.Length of Service	Months Since Membership Update	Current Officers Reported ****	Current President Repeated Term	VP Reported *****	Last Date Reported Service (mm/yyyy)	Account Balance	YTD Donations
Clubs more than two years old																
110809	ARISS AND MARYHILL	04/12/2011	Active	14	0	1	-6.67%	15	1	2	N	None		09/2025		
14831	ATWOOD	01/29/1957	Active	34	0	1	-2.86%	36	12	0	Y		N	08/2025		
62161	AYR - NORTH DUMFRIES	06/23/1999	Active	17	0	0	0.00%	16		5	Y		R	06/2025		
14832	BAYFIELD	02/04/1947	Active	40	11	6	14.29%	37	7	1	N		N	06/2022		
33844	BELWOOD & DISTRICT L C	05/10/1977	Active	13	2	5	-18.75%	16	5	1	Y		N	11/2025		
Exc Award (06/30/2016)																
14923	BRANTFORD	02/23/1926	Active	6	0	0	0.00%	7		7	Y	2	N	04/2025		
119686	Breslau	06/21/2013	Active	3	0	0	0.00%	3		30	Y	8		06/2024		
14834	BRIDGEPORT	02/22/1967	Active	8	0	0	0.00%	8		21	Y	4		05/2025		
14924	BURFORD	12/20/1945	Active	18	0	0	0.00%	23		5	Y		N	06/2025		\$581.52
61745	CAMBRIDGE HIGHLANDS	04/01/1999	Active	8	1	0	14.29%	7		4	Y		R	10/2025		\$6,147.86
Exc Award (06/30/2017, 06/30/2018, 06/30/2020)																
43481	CENTRALIA-HURON PARK L C	02/29/1984	Status Quo(2)	2	1	2	-33.33%	3	14	0	N	3		10/2018	90+ Days	
Exc Award (06/30/2018)																
31933	COPETOWN	03/23/1976	Active	29	0	1	-3.33%	27	5	3	Y		N	11/2025		
Exc Award (06/30/2018, 06/30/2021)																
14837	DRUMBO	12/01/1955	Active	20	1	0	5.26%	17		0	Y	2	R	03/2025		
14932	DUNDAS	01/15/1931	Active	38	4	1	8.57%	38	4	0	Y		N	11/2025		\$361.50
147289	Dundas Lioness	06/30/2021	Active	19	0	0	0.00%	18		5	Y		N	12/2022		
14839	ELMIRA	04/26/1955	Active	87	0	2	-2.25%	85	7	0	Y		N	06/2019		\$732.19
14840	ELORA	11/12/1946	Active	11	1	0	10.00%	13		4	Y	2	R	07/2025		
14841	EXETER	12/01/1937	Active	56	0	0	0.00%	54		6	Y	2	R	02/2025		
Exc Award (06/30/2018)																
34522	FERGUS	10/07/1977	Active	25	3	0	13.64%	20		1	Y	8	N	11/2025		
45682	FREELTON	01/31/1986	Active	16	0	0	0.00%	13		3	Y	2	N	06/2025		
14842	GALT-CAMBRIDGE L C	01/31/1938	Active	15	3	0	25.00%	12		0	Y	3	R	12/2021		
56118	GLEN MORRIS	09/20/1994	Active	21	0	1	-4.55%	21	31	0	Y	3		08/2025		\$362.20




Club Health Assessment for District A 15 through November 2025

			Status	Membership						Reports				Finance	LCIF	
Club Number	Club Name	Charter Date	Times in Status Quo in Past 2 Years	Current Member Count **	YTD Members Added	YTD Members Dropped	YTD Net Growth% ***	Member Count 1 Year Ago	Dropped Members Avg.Length of Service	Months Since Membership Update	Current Officers Reported ****	Current President Repeated Term	VP Reported *****	Last Date Reported Service (mm/yyyy)	Account Balance	YTD Donations
14845	GUELPH	09/26/1944	Active	22	1	0	4.76%	21		3	Y		N	10/2025		\$359.03
Exc Award (06/30/2020, 06/30/2021, 06/30/2023)																
46959	GUELPH ROYAL CITY	02/27/1987	Active	12	0	0	0.00%	13		11	Y	2		06/2025		
29371	HICKSON & DISTRICT	05/29/1974	Active	11	0	0	0.00%	12		5	Y	2	R	07/2025		
14847	HILLSBURGH & DISTRICT L C	05/20/1971	P- Active	0	0	0	0.00%	10		11	N	None		02/2021		
Exc Award (06/30/2016, 06/30/2018)																
14849	INGERSOLL	12/14/1938	Active	15	0	2	-11.76%	13	0	2	Y	4		10/2025		
Exc Award (06/30/2016)																
33218	INNERKIP & DIST	01/06/1977	Active	37	8	2	19.35%	29	3	1	Y	2	R	09/2025		
14850	KITCHENER	08/05/1937	Active	30	1	1	0.00%	37	7	0	Y	3	N	11/2025		
Exc Award (06/30/2016, 06/30/2024)																
14851	KITCHENER OKTOBERFEST	09/17/1970	Active	9	0	1	-10.00%	11	12	0	Y		N	11/2025	\$297.22	
36892	KITCHENER PIONEER	04/23/1979	Active	15	0	0	0.00%	15		5	Y	3	IP	11/2025		
59129	KITCHENER-WATERLOO COMM SPIRIT	02/11/1997	Active	13	0	0	0.00%	12		1	Y		N	11/2025		
Exc Award (06/30/2021, 06/30/2023)																
40871	LINWOOD & DIST	02/26/1982	Active	17	2	0	13.33%	17		1	Y		N	11/2019		
14939	LYNDEN	03/07/1957	Active	23	0	0	0.00%	26		5	Y		N	10/2025		
Exc Award (06/30/2016)																
29918	MARSVILLE & DISTRICT	11/13/1974	Active	4	0	0	0.00%	4		12	Y	19		06/2025		
Exc Award (06/30/2016)																
14853	MILVERTON	12/04/1939	Active	36	0	0	0.00%	37		5	Y		N	11/2019		\$1,440.28
14855	MONKTON	09/15/1952	Active	20	0	0	0.00%	15		5	Y		N	05/2019		
130035	Mosborough Busy Busy	02/15/2017	Active	22	1	0	4.76%	22		4	Y	6	R	09/2025	90+ Days	
14861	PARADISE & DISTRICT L C	02/14/1973	Active	24	0	1	-4.00%	20	3	0	Y	2		06/2025		
14945	PARIS	03/16/1931	Active	39	0	1	-2.50%	39	8	1	Y		N	09/2025		
Exc Award (06/30/2017, 06/30/2018, 06/30/2024)																
68902	PLATTSVILLE & DISTRICT	06/17/2003	Active	16	2	0	14.29%	13		1	Y	3	R	02/2025	\$311.18	
14946	ROCKTON	04/13/1965	Active	52	0	1	-1.89%	52	50	1	Y		N	12/2023		
Exc Award (06/30/2018, 06/30/2021)																



Club Health Assessment for District A 15 through November 2025

			Status	Membership						Reports				Finance	LCIF	
Club Number	Club Name	Charter Date	Times in Status Quo in Past 2 Years	Current Member Count **	YTD Members Added	YTD Members Dropped	YTD Net Growth% ***	Member Count 1 Year Ago	Dropped Members Avg.Length of Service	Months Since Membership Update	Current Officers Reported ****	Current President Repeated Term	VP Reported *****	Last Date Reported Service (mm/yyyy)	Account Balance	YTD Donations
14864	ROCKWOOD & DISTRICT L C	03/03/1972	Active	28	3	0	12.00%	24		1	Y		N	10/2025		\$288.26
14949	SHEFFIELD	04/26/1965	Active	13	0	2	-13.33%	14	7	3	Y		R	10/2025		\$180.74
	Exc Award (06/30/2024)															
14947	ST GEORGE	04/11/1945	Active	60	0	0	0.00%	60		4	Y		N	11/2025		\$3,691.38
	Exc Award (06/30/2016, 06/30/2018)															
14865	ST JACOBS	09/10/1953	Active	26	2	0	8.33%	24		0	Y		N	10/2025		
	Exc Award (06/30/2017)															
14866	ST MARYS	01/23/1940	Active	16	0	4	-20.00%	20	21	3	Y	3	N	11/2025		\$1,000.00
14868	STRATFORD	01/13/1925	Active	11	0	0	0.00%	10		2	Y	2		01/2025		\$732.20
	Exc Award (06/30/2024)															
44432	SWEABURG & DIST	12/17/1984	Active	20	0	0	0.00%	20		1	Y		N	10/2025		
14870	THAMESFORD	01/04/1961	Active	67	1	1	0.00%	67	4	0	Y		N	11/2025		
	Exc Award (06/30/2016, 06/30/2018, 06/30/2019, 06/30/2023)															
14952	WATERDOWN DISTRICT L C	04/30/1967	Active	18	0	0	0.00%	17		0	Y		N	12/2022		
	Exc Award (06/30/2018)															
29919	WELLESLEY & DISTRICT	11/13/1974	Active	22	0	0	0.00%	24		6	Y	3	R	06/2025		
85011	WEST COAST	03/10/2005	Active(1)	20	3	3	0.00%	14	8	0	Y	3	R	04/2023		
	Exc Award (06/30/2016)															
14857	WILMOT LIONESS	10/20/1967	Active	26	0	0	0.00%	27		0	Y		N	12/2022		
14875	WOODSTOCK	04/01/1931	Active	25	0	1	-3.85%	26	40	0	Y		N	09/2025		\$732.19
	Exc Award (06/30/2016)															
68901	WOOLWICH COMMUNITY	06/17/2003	Active	54	3	0	5.88%	50		0	Y		N	10/2025		\$3,657.75
	Exc Award (06/30/2024)															

Clubs Cancelled Previous Fiscal Year – Clubs Cancelled within last 12 months may be reinstated

Club Number	Club Name	Charter Date	Current Status*	Cancellation Date
14876	ZURICH	12/22/1944	Cancelled(6*)	08/29/2024



Club Health Assessment for District A 15 through November 2025

						Status		Membership					Reports				Finance		LCIF	
						Times in Status Quo in Past 2 Years	Current Member Count **	YTD Members Added	YTD Members Dropped	YTD Net Growth***	Member Count 1 Year Ago	Dropped Members Avg.Length of Service	Months Since Membership Update	Current Officers Reported ****	Current President Repeated Term	VP Reported *****	Last Date Reported Service (mm/yyyy)	Account Balance	YTD Donations	
Club Number	Club Name		Charter Date																	
Current Total Clubs Count	YTD New Clubs Count	YTD Cancelled Clubs Count	YTD Net Club Gain	Current Total Members Count	YTD Add	YTD Drop	YTD Net Growth	Member Count 12 Months Ago	Average Member Count Per Club	% of Clubs with less than 20 members	% No Officer Report in 12 Months	% of Clubs with balance 90+ days	Number of Clubs in Status Quo	% Status Quo Clubs in Financial Suspension	Number of Cancelled Clubs	Average Cancelled Club Age	Members Lost Due to Cancellation	% of Clubs Cancelled for Non-Financial Reasons		
56	0	0	0	1,323	54	40	14	1.07%	1,304	24	48%	0%	4%	1	100%	0	0	0	0%	

* - P - Priority Club. Cancellation Reasons: 1-Objectives/conduct, 2-Non-active club, 5-Non-existing club, 6-Disbanding, 7-Merger, 8-Financial Suspension, 9-District/Multiple District Dues.

** Red denotes below 15 active members.

*** Red denotes 20% + loss.

**** Y - all 3 (President, Secretary, Treasurer) club officers reported, N - not all 3 reported.

***** Abbreviation: N-New, IP-Immediate Past, R-Repeat.



Club Health Assessment for District A 16 through November 2025

			Status	Membership						Reports				Finance		LCIF
Club Number	Club Name	Charter Date	Times in Status Quo in Past 2 Years	Current Member Count **	YTD Members Added	YTD Members Dropped	YTD Net Growth% ***	Member Count 1 Year Ago	Dropped Members Avg.Length of Service	Months Since Membership Update	Current Officers Reported ****	Current President Repeated Term	VP Reported *****	Last Date Reported Service (mm/yyyy)	Account Balance	YTD Donations
Clubs less than two years old																
171839	Vaughan Saga	05/29/2024	Status Quo(2)	20	0	0	0.00%	22		8	N	None		03/2025	90+ Days	
182269	York Region Caring	06/22/2025	Active(1)	25	0	0	0.00%	0		0	Y	2		06/2025		
179754	Zephyr Scott	01/31/2025	Active	16	0	7	-30.43%	0	1	0	Y	2	R	11/2025		
Clubs more than two years old																
14583	AJAX	12/10/1953	Active	19	0	0	0.00%	18		5	Y		N	05/2025		\$715.46
Exc Award (06/30/2023)																
128874	Angus Glen	09/29/2016	Active	12	0	0	0.00%	11		4	Y	2	N	10/2025		
Exc Award (06/30/2018, 06/30/2021)																
14955	AURORA	04/12/1944	Active	24	2	0	9.09%	20		0	Y			11/2025	90+ Days	
Exc Award (06/30/2016, 06/30/2018, 06/30/2022, 06/30/2025)																
14959	BEAVERTON	12/12/1947	Active	55	0	0	0.00%	52		5	Y		N	10/2025		
Exc Award (06/30/2017)																
39045	BLACKSTOCK CARTWRIGHT	11/20/1980	Active	16	1	0	6.67%	18		1	Y			11/2025		\$180.74
Exc Award (06/30/2017, 06/30/2019, 06/30/2021, 06/30/2023)																
37049	BOBCAYGEON & DISTRICT	05/17/1979	Active	27	2	0	8.00%	23		1	Y		N	10/2025	90+ Days	\$2,148.97
Exc Award (06/30/2020, 06/30/2021, 06/30/2025)																
14963	BRECHIN DISTRICT L C	03/12/1969	Active	13	0	0	0.00%	13		7	Y	7	R	10/2025		
105676	BROOKLIN ASHBURN MYRTLE	06/03/2009	Active	4	0	0	0.00%	6		5	Y			09/2024		\$362.20
Exc Award (06/30/2021)																
102253	CANADA HK UNIONVILLE DONCREST N HORIZON	06/03/2008	Active	20	0	0	0.00%	23		6	Y		R	09/2025		
Exc Award (06/30/2022)																
14965	CANNINGTON	01/08/1948	Active	27	0	0	0.00%	24		5	Y		N	11/2025		
Exc Award (06/30/2021, 06/30/2024)																
145966	Cannington Lioness	05/20/2021	Active	9	1	0	12.50%	10		2	Y	2	R	10/2025		\$256.27
Exc Award (06/30/2022, 06/30/2023, 06/30/2024)																
14966	CLAREMONT DISTRICT L C	02/28/1968	Cancelled(6*)	0	0	5	-100.00%	5	3	2	N	None		02/2025	90+ Days	
Exc Award (06/30/2018)																



Club Health Assessment for District A 16 through November 2025

			Status	Membership						Reports				Finance	LCIF	
Club Number	Club Name	Charter Date	Times in Status Quo in Past 2 Years	Current Member Count **	YTD Members Added	YTD Members Dropped	YTD Net Growth% ***	Member Count 1 Year Ago	Dropped Members Avg.Length of Service	Months Since Membership Update	Current Officers Reported ****	Current President Repeated Term	VP Reported *****	Last Date Reported Service (mm/yyyy)	Account Balance	YTD Donations
14592	COBOCONK	06/22/1953	Active	22	0	0	0.00%	22		5	Y	4	N	09/2025		
40756	DUNSFORD & DIST	01/31/1982	Active	17	0	0	0.00%	16		6	Y		R	09/2025		\$732.19
Exc Award (06/30/2024)																
29614	FENELON FALLS & DISTRICT	06/28/1974	Active	20	0	0	0.00%	21		0	Y		N	08/2025		\$375.62
Exc Award (06/30/2019)																
44538	FOWLERS CORNERS & DIST	01/11/1985	Active	46	5	0	12.20%	38		0	Y		N	11/2025		\$4,000.35
Exc Award (06/30/2020, 06/30/2023)																
39046	GOODWOOD	11/10/1980	Active	18	2	0	12.50%	17		1	Y		N	11/2024		\$253.26
54692	GREENBANK & DIST	06/30/1993	Active	35	2	0	6.06%	33		0	Y		N	11/2025		
Exc Award (06/30/2019, 06/30/2020, 06/30/2022)																
35058	HALIBURTON & DISTRICT L C	02/14/1978	Active	26	0	3	-10.34%	32	5	0	Y	2	N	10/2025	\$357.73	
Exc Award (06/30/2016, 06/30/2017, 06/30/2018, 06/30/2023)																
51095	HOLLAND LANDING & DIST	12/05/1990	Active	14	2	1	7.69%	14	2	0	Y	2		11/2025	90+ Days	
Exc Award (06/30/2022)																
32523	KESWICK & DISTRICT L C	06/30/1976	Active(1)	4	0	0	0.00%	4		17	Y	4		10/2024		
14977	KING CITY	05/22/1952	Active	20	0	0	0.00%	19		5	Y	2	R	09/2025		
50113	KINMOUNT & DIST	01/22/1990	Active	21	2	3	-4.55%	20	3	1	Y	2	N	10/2025		
Exc Award (06/30/2016, 06/30/2020, 06/30/2021, 06/30/2022, 06/30/2023)																
14978	KIRKFIELD DISTRICT L C	03/09/1969	Active	13	0	1	-7.14%	12	1	3	Y		R	11/2025		
Exc Award (06/30/2022, 06/30/2023)																
14605	LINDSAY	04/14/1953	Active	26	0	2	-7.14%	26	3	4	Y	2	R	10/2025	\$73.22	
14765	MAPLE	02/25/1948	Active	15	0	0	0.00%	15		5	Y	14	R	11/2025	\$724.40	
14981	MARKHAM	10/22/1943	Active	38	1	4	-7.32%	38	4	0	Y	2	N	11/2025	\$490.72	
Exc Award (06/30/2017, 06/30/2022, 06/30/2025)																
152231	Markham Elite	08/17/2022	Active	24	0	1	-4.00%	20	18	2	Y	2	R	06/2025		
Exc Award (06/30/2025)																
152578	Markham Mantra	09/20/2022	Active	35	9	0	34.62%	24		0	Y	2	R	11/2025	90+ Days	
Exc Award (06/30/2024, 06/30/2025)																
45109	MINDEN & DIST	06/17/1985	Active	20	0	1	-4.76%	18	29	0	Y		N	11/2025		



Club Health Assessment for District A 16 through November 2025

			Status	Membership						Reports				Finance	LCIF	
Club Number	Club Name	Charter Date	Times in Status Quo in Past 2 Years	Current Member Count **	YTD Members Added	YTD Members Dropped	YTD Net Growth% ***	Member Count 1 Year Ago	Dropped Members Avg.Length of Service	Months Since Membership Update	Current Officers Reported ****	Current President Repeated Term	VP Reported *****	Last Date Reported Service (mm/yyyy)	Account Balance	YTD Donations
14983	Exc Award (06/30/2017, 06/30/2022, 06/30/2023) MOUNT ALBERT DISTRICT	10/28/1968	Active	13	0	1	-7.14%	18	21	2	Y	2		10/2025		\$362.20
14984	Exc Award (06/30/2019, 06/30/2022, 06/30/2023) NEWMARKET	02/19/1931	Active	30	2	2	0.00%	28	21	1	Y		N	11/2025		\$724.40
41341	Exc Award (06/30/2019, 06/30/2021, 06/30/2022) NEWMARKET NORTH	05/24/1982	Active	36	1	2	-2.70%	33	0	4	Y		N	08/2025		\$2,577.53
14986	Exc Award (06/30/2017) OAK RIDGES	03/14/1950	Active	13	4	0	44.44%	12		0	N	None	N	11/2025		
42948	Exc Award (06/30/2021, 06/30/2023) OAKWOOD & DIST	07/05/1983	Active	22	1	3	-8.33%	28	1	0	Y	2	R	09/2025		\$457.73
145964	Exc Award (06/30/2018, 06/30/2022, 06/30/2024, 06/30/2025) Omeme & District Lioness	05/20/2021	Active	11	0	1	-8.33%	12	4	0	Y	2		11/2025		
14613	Exc Award (06/30/2023) OMEMEE DISTRICT	01/22/1957	Active	15	0	0	0.00%	16		5	Y	2	N	10/2025		
98492	Exc Award (06/30/2017, 06/30/2019) ONTARIO YORK REGION HERITAGE	02/06/2007	Active	16	1	0	6.67%	15		4	Y	2	R	11/2025		\$71.55
103871	OSHAWA AIRPORT	10/28/2008	Active	29	2	2	0.00%	33	7	0	Y	2	N	11/2025		\$1,975.98
14615	Exc Award (06/30/2016, 06/30/2017, 06/30/2018, 06/30/2022, 06/30/2023, 06/30/2024) OSHAWA NORTH OSHAWA	04/23/1970	Active	17	0	1	-5.56%	20	4	2	Y	2	R	10/2025		
46960	Exc Award (06/30/2022) OSHAWA WEST	02/27/1987	Active	24	2	0	9.09%	26		1	Y		N	12/2024		
145576	Exc Award (06/30/2018) Pefferlaw Lioness	04/06/2021	Active	13	0	0	0.00%	13		7	Y		R	10/2025		
14990	PEPPERLAW DIST	01/24/1956	Active	41	5	3	5.13%	35	8	0	Y		N	10/2025		
14619	Exc Award (06/30/2018, 06/30/2023, 06/30/2025) PORT PERRY	11/16/1937	Active	20	0	0	0.00%	22		5	N		N	09/2025		
14769	Exc Award (06/30/2020, 06/30/2022, 06/30/2023, 06/30/2024) RICHVALE	06/27/1963	Active	14	0	0	0.00%	13		6	Y	5		09/2025		



Club Health Assessment for District A 16 through November 2025

						Status			Membership					Reports				Finance		LCIF	
						Times in Status Quo in Past 2 Years	Current Member Count **	YTD Members Added	YTD Members Dropped	YTD Net Growth% ***	Member Count 1 Year Ago	Dropped Members Avg.Length of Service	Months Since Membership Update	Current Officers Reported ****	Current President Repeated Term	VP Reported *****	Last Date Reported Service (mm/yyyy)	Account Balance	YTD Donations		
Club Number	Club Name	Charter Date																			
Exc Award (06/30/2019, 06/30/2020)			Active	20	0	0	0.00%	21		3	Y		IP	11/2025		\$43.93					
14996	STOUFFVILLE	12/17/1937																			
Exc Award (06/30/2023)			Active	57	0	0	0.00%	56		3	N	None	N	11/2025							
14997	SUNDERLAND	09/12/1955																			
Exc Award (06/30/2019, 06/30/2023, 06/30/2024)			Active	16	0	1	-5.88%	17	7	0	Y	11		01/2025		\$362.20					
14774	THORNHILL DISTRICT	02/23/1947																			
38446	UDORA & LEASKDALE L C	05/23/1980	Active	23	1	1	0.00%	49	6	1	Y		N	11/2025							
Exc Award (06/30/2016, 06/30/2017, 06/30/2023, 06/30/2024)			Active	10	0	0	0.00%	10		5	Y	9		10/2025							
29212	UXBRIDGE & DISTRICT	04/22/1974																			
Exc Award (06/30/2017)			Active	18	1	0	5.88%	17		3	Y		R	05/2025		\$728.30					
110880	VICTORIA MARKHAM SQUARE	05/02/2011																			
Exc Award (06/30/2018, 06/30/2024)			Active	24	1	0	4.35%	25		2	Y		N	11/2025							
15004	WOODVILLE & DISTRICT L C	04/18/1968																			
Exc Award (06/30/2017)			Active	15	2	2	0.00%	14	2	4	Y	4	N	10/2025							
153318	York Region GRACE	01/05/2023																			
Current Total Clubs Count	YTD New Clubs Count	YTD Cancelled Clubs Count	YTD Net Club Gain	Current Total Members Count	YTD Add	YTD Drop	YTD Net Growth	YTD Net Growth %	Member Count 12 Months Ago	Average Member Count Per Club	% of Clubs with less than 20 members	% No Officer Report in 12 Months	% of Clubs with balance 90+ days	Number of Clubs in Status Quo	% Status Quo Clubs in Financial Suspension	Number of Cancelled Clubs	Average Cancelled Club Age	Members Lost Due to Cancellation	% of Clubs Cancelled for Non-Financial Reasons		
55	0	1	-1	1,198	52	47	5	0.42%	1,167	22	45%	0%	9%	1	100%	1	58	5	100%		

* - P - Priority Club. Cancellation Reasons: 1-Objectives/conduct, 2-Non-active club, 5-Non-existing club, 6-Disbanding, 7-Merger, 8-Financial Suspension, 9-District/Multiple District Dues.

** Red denotes below 15 active members.

*** Red denotes 20% + loss.

**** Y - all 3 (President, Secretary, Treasurer) club officers reported, N - not all 3 reported.

***** Abbreviation: N-New, IP-Immediate Past, R-Repeat.